

TAB ONE

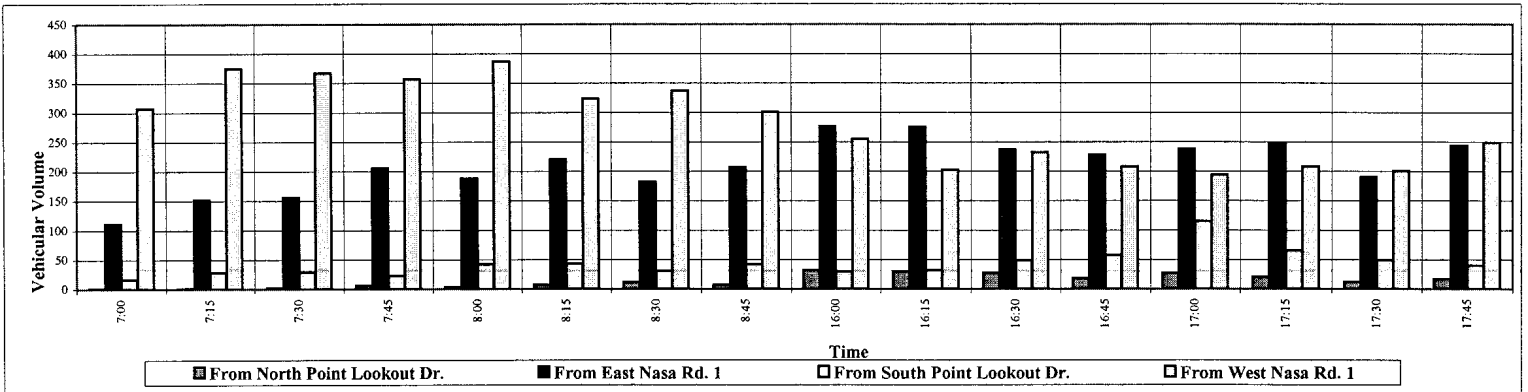
EXISTING PEAK PERIOD TURNING MOVEMENT COUNTS

Nasa Rd. 1 at Point Lookout Dr.

July 31, 2007

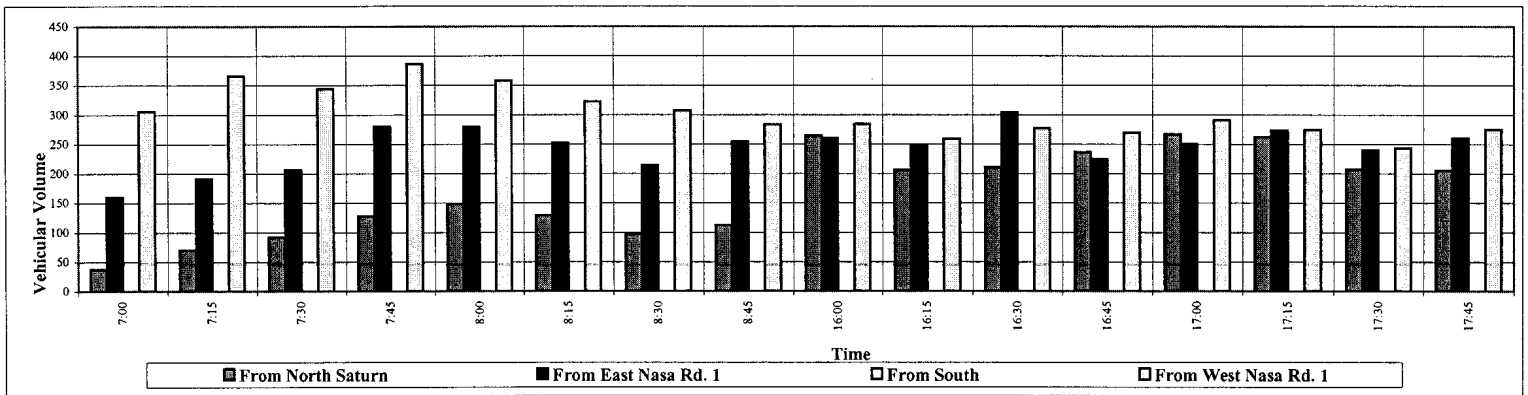
Turning Movement Count

Time	From North Point Lookout Dr.					From East Nasa Rd. 1					From South Point Lookout Dr.					From West Nasa Rd. 1				
	Left	Thru	Right	U-turn	Peds	Left	Thru	Right	U-turn	Peds	Left	Thru	Right	U-turn	Peds	Left	Thru	Right	U-turn	Peds
	7:00	0	0	1	0	0	12	96	3	0	0	11	0	6	0	0	9	289	9	0
7:15	0	0	1	0	2	20	130	2	0	0	16	0	12	0	0	3	362	10	0	0
7:30	2	0	0	0	0	26	123	7	0	0	12	0	17	0	0	14	343	10	0	0
7:45	3	0	3	0	0	36	162	7	0	0	15	0	8	0	0	9	329	19	0	0
Hr. Total:	5	0	5	0	2	94	511	19	0	0	54	0	43	0	0	35	1323	48	0	0
8:00	2	0	1	0	0	40	142	6	0	7	27	1	14	0	1	25	338	24	0	0
8:15	6	0	1	0	1	50	151	19	0	0	22	0	21	0	0	17	290	17	0	0
8:30	9	0	2	0	0	20	152	10	0	0	18	1	11	0	1	9	295	33	0	0
8:45	4	0	3	0	0	35	158	14	0	0	32	0	10	0	0	6	264	31	0	0
Hr. Total:	21	0	7	0	1	145	603	49	0	7	99	2	56	0	2	57	1187	105	0	0
16:00	24	1	7	0	0	72	199	5	0	0	7	0	22	0	0	8	230	17	0	1
16:15	24	1	4	0	1	68	198	9	0	0	4	0	28	0	0	3	181	19	0	0
16:30	16	3	8	0	1	61	175	1	0	2	15	0	33	0	0	8	214	10	0	2
16:45	13	2	3	0	1	65	158	5	0	0	4	5	49	0	0	2	198	8	0	1
Hr. Total:	77	7	22	0	3	266	730	20	0	2	30	5	132	0	0	21	823	54	0	4
17:00	17	8	2	0	0	65	169	4	0	1	18	0	97	0	0	2	177	15	0	0
17:15	11	7	2	0	0	74	169	4	0	0	14	1	50	0	0	8	184	16	0	0
17:30	7	2	3	0	0	41	147	2	0	0	7	0	42	0	0	0	185	15	0	2
17:45	11	2	4	0	0	77	166	1	0	0	4	1	35	0	2	3	224	22	0	0
Hr. Total:	46	19	11	0	0	257	651	11	0	1	43	2	224	0	2	13	770	68	0	2
Gr. Total	149	26	45	0	6	762	2495	99	0	10	226	9	455	0	4	126	4103	275	0	6
% of Tot.	2%	0%	1%	0%	0%	9%	28%	1%	0%	0%	3%	0%	5%	0%	0%	1%	47%	3%	0%	0%
Apprch%	3%					38%					8%					51%				
% of Apprch	66%	12%	20%	0%	3%	23%	74%	3%	0%	0%	33%	1%	66%	0%	1%	3%	91%	6%	0%	0%
Left	Thru	Right	U-turn	Peds	Left	Thru	Right	U-turn	Peds	Left	Thru	Right	U-turn	Peds	Left	Thru	Right	U-turn	Peds	
Point Lookout Dr.					Nasa Rd. 1					Point Lookout Dr.					Nasa Rd. 1					
From North					From East					From South					From West					



Nasa Rd. 1 at Saturn
 July 31, 2007
 Turning Movement Count

Time	From North					From East					From South					From West				
	Saturn					Nasa Rd. 1					Nasa Rd. 1					Nasa Rd. 1				
	Left	Thru	Right	U-turn	Peds	Left	Thru	Right	U-turn	Peds	Left	Thru	Right	U-turn	Peds	Left	Thru	Right	U-turn	Peds
7:00	24	0	13	0	0	0	109	51	2	0	0	0	0	0	94	212	0	0	0	
7:15	50	0	20	0	0	0	125	66	0	6	0	0	0	0	109	257	0	0	1	
7:30	64	0	28	0	0	0	120	86	1	9	0	0	0	0	87	257	0	0	0	
7:45	97	0	31	0	0	0	190	90	1	0	0	0	0	0	111	275	0	0	0	
Hr. Total:	235	0	92	0	0	0	544	293	4	15	0	0	0	0	401	1001	0	0	1	
8:00	104	0	44	0	0	0	191	88	0	0	0	0	0	0	89	269	0	0	0	
8:15	76	0	53	0	1	0	163	89	0	0	0	0	0	1	78	244	0	0	0	
8:30	62	0	35	0	0	0	147	67	2	0	0	0	0	0	71	236	0	0	0	
8:45	70	0	42	0	0	0	172	82	1	0	0	0	0	0	77	206	0	0	0	
Hr. Total:	312	0	174	0	1	0	673	326	3	0	0	0	0	1	315	955	0	0	0	
16:00	138	0	126	0	0	0	154	106	0	6	0	0	0	0	66	218	0	0	0	
16:15	119	0	87	0	0	0	157	92	0	0	0	0	0	0	65	194	0	0	0	
16:30	108	0	102	0	0	0	174	129	2	0	0	0	0	0	42	235	0	0	0	
16:45	138	0	98	0	1	0	128	97	0	0	0	0	0	0	66	203	0	0	0	
Hr. Total:	503	0	413	0	1	0	613	424	2	6	0	0	0	0	239	850	0	0	0	
17:00	176	0	91	0	0	0	135	115	1	1	0	0	0	0	91	200	0	0	1	
17:15	166	0	96	0	1	0	147	126	2	0	0	0	0	0	72	202	0	0	0	
17:30	131	0	76	0	0	0	137	103	2	0	0	0	0	0	51	192	0	0	0	
17:45	103	0	102	0	0	0	160	100	0	0	0	0	0	0	58	217	0	0	0	
Hr. Total:	576	0	365	0	1	0	579	444	5	1	0	0	0	0	272	811	0	0	1	
Gr. Total	1626	0	1044	0	3	0	2409	1487	14	22	0	0	0	1	1227	3617	0	0	2	
% of Tot.	14%	0%	9%	0%	0%	0%	21%	13%	0%	0%	0%	0%	0%	0%	11%	32%	0%	0%	0%	
Apprch%	23%					34%					0%					42%				
% of Apprch	61%	0%	39%	0%	0%	0%	61%	38%	0%	1%	0%	0%	0%	100%	25%	75%	0%	0%	0%	
	Left	Thru	Right	U-turn	Peds	Left	Thru	Right	U-turn	Peds	Left	Thru	Right	U-turn	Peds	Left	Thru	Right	U-turn	Peds
	Saturn					Nasa Rd. 1					Nasa Rd. 1					Nasa Rd. 1				
	From North					From East					From South					From West				

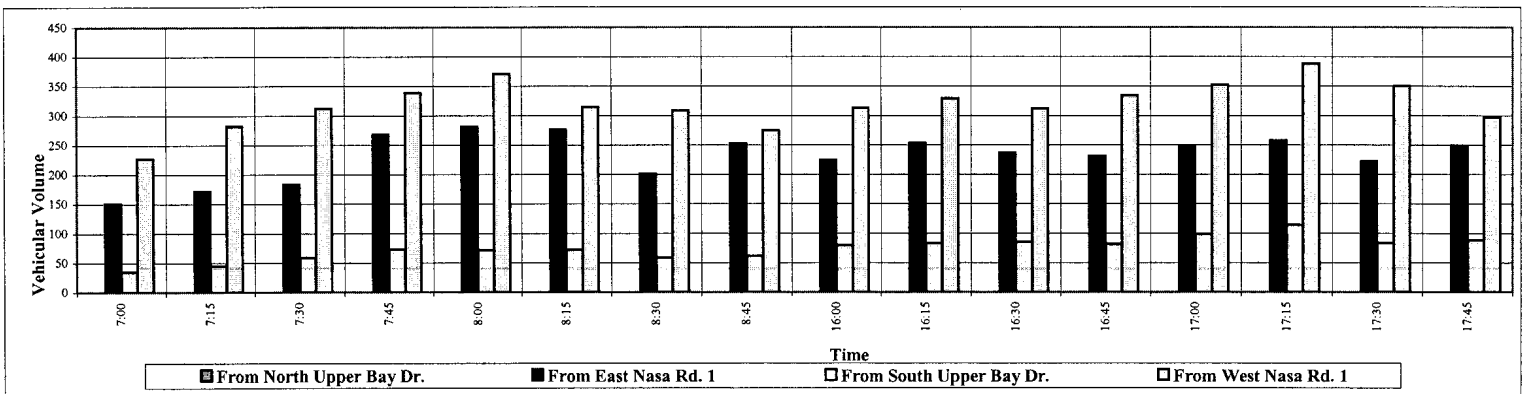


Nasa Rd. 1 at Upper Bay Dr.

July 31, 2007

Turning Movement Count

Time	From North					From East					From South					From West				
	Upper Bay Dr.					Nasa Rd. 1					Upper Bay Dr.					Nasa Rd. 1				
	Left	Thru	Right	U-turn	Peds	Left	Thru	Right	U-turn	Peds	Left	Thru	Right	U-turn	Peds	Left	Thru	Right	U-turn	Peds
7:00	0	0	0	0	0	6	145	0	0	0	20	5	10	0	0	63	137	27	0	0
7:15	0	0	0	0	0	21	151	0	0	0	26	6	13	0	0	88	174	20	0	1
7:30	0	0	0	0	0	16	167	0	0	0	34	12	13	0	0	94	191	27	0	0
7:45	0	0	0	0	0	43	225	0	0	0	35	6	32	0	0	79	227	33	0	0
Hr. Total:	0	0	0	0	0	86	688	0	0	0	115	29	68	0	0	324	729	107	0	1
8:00	0	0	0	0	0	46	235	0	0	0	32	10	29	0	0	92	234	45	0	0
8:15	0	0	0	0	0	32	244	0	0	0	31	15	26	0	0	53	223	39	0	0
8:30	0	0	0	0	0	32	169	0	0	0	33	7	19	0	1	52	209	47	0	0
8:45	0	0	0	0	0	46	207	0	0	0	31	11	19	0	1	35	195	45	0	0
Hr. Total:	0	0	0	0	0	156	855	0	0	0	127	43	93	0	2	232	861	176	0	0
16:00	0	0	0	0	0	31	193	0	0	0	43	1	35	0	0	0	260	53	0	0
16:15	0	0	0	0	0	28	225	0	0	0	41	0	42	0	0	0	286	43	0	0
16:30	0	0	0	0	0	32	205	0	0	0	53	0	32	0	1	0	277	35	0	0
16:45	0	0	0	0	0	20	211	0	0	0	47	0	34	0	2	0	272	62	0	1
Hr. Total:	0	0	0	0	0	111	834	0	0	0	184	1	143	0	3	0	1095	193	0	1
17:00	0	0	0	0	0	58	189	0	0	0	39	0	59	0	0	0	301	51	0	0
17:15	0	0	0	0	0	43	214	0	0	0	53	0	61	0	0	0	334	54	0	0
17:30	0	0	0	0	0	34	188	0	0	0	39	0	44	0	0	0	284	66	0	0
17:45	0	0	0	0	0	31	218	0	0	1	43	0	45	0	0	0	262	35	0	0
Hr. Total:	0	0	0	0	0	166	809	0	0	1	174	0	209	0	0	0	1181	206	0	0
Gr. Total	0	0	0	0	0	519	3186	0	0	1	600	73	513	0	5	556	3866	682	0	2
% of Tot.	0%	0%	0%	0%	0%	5%	32%	0%	0%	0%	6%	1%	5%	0%	0%	6%	39%	7%	0%	0%
Apprch%	0%					37%					12%					51%				
% of Apprch	#####	#####	#####	#####	#####	14%	86%	0%	0%	0%	50%	6%	43%	0%	0%	11%	76%	13%	0%	0%
	Left	Thru	Right	U-turn	Peds	Left	Thru	Right	U-turn	Peds	Left	Thru	Right	U-turn	Peds	Left	Thru	Right	U-turn	Peds
	Upper Bay Dr.					Nasa Rd. 1					Upper Bay Dr.					Nasa Rd. 1				
	From North					From East					From South					From West				



Space Park Dr. at Point Lookout Dr.

July 31, 2007

Turning Movement Count

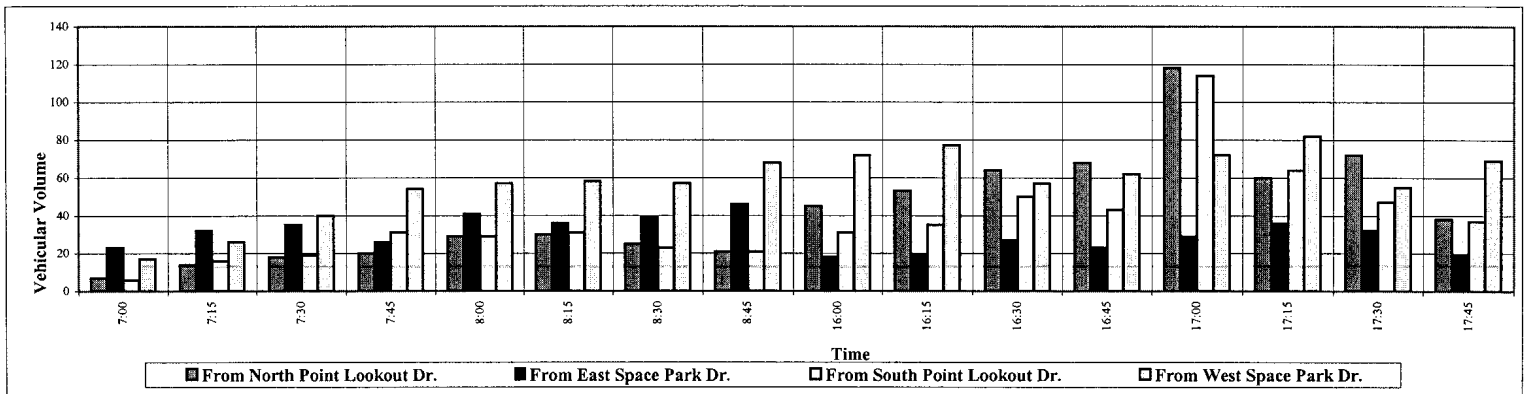
Time	From North					From East					From South					From West				
	Point Lookout Dr.					Space Park Dr.					Point Lookout Dr.					Space Park Dr.				
	Left	Thru	Right	U-turn	Peds	Left	Thru	Right	U-turn	Peds	Left	Thru	Right	U-turn	Peds	Left	Thru	Right	U-turn	Peds
7:00	0	4	3	0	0	2	18	3	0	0	3	1	2	0	0	3	7	7	0	0
7:15	1	12	1	0	0	1	25	6	0	0	3	13	0	0	2	11	4	11	0	0
7:30	2	14	2	0	0	4	28	3	0	0	3	15	1	0	0	13	10	17	0	0
7:45	2	15	3	0	0	2	23	1	0	2	3	26	2	0	0	24	6	24	0	0
Hr. Total:	5	45	9	0	0	9	94	13	0	2	12	55	5	0	2	51	27	59	0	0

8:00	5	15	9	0	0	3	36	2	0	2	5	23	1	0	0	20	12	25	0	0
8:15	1	20	9	0	0	2	31	3	0	2	6	22	3	0	0	22	10	26	0	0
8:30	5	14	6	0	0	7	31	1	0	1	5	14	4	0	1	16	15	26	0	1
8:45	6	10	5	0	0	6	35	5	0	0	5	14	2	0	0	22	20	26	0	0
Hr. Total:	17	59	29	0	0	18	133	11	0	5	21	73	10	0	1	80	57	103	0	1

16:00	0	38	7	0	4	5	13	0	0	0	10	17	4	0	0	11	22	39	0	0
16:15	4	46	3	0	0	2	16	1	0	0	13	19	3	0	0	12	28	37	0	0
16:30	5	47	12	0	0	3	21	3	0	0	20	21	9	0	0	3	25	29	0	0
16:45	4	54	10	0	0	8	11	4	0	1	24	15	4	0	1	8	27	27	0	0
Hr. Total:	13	185	32	0	4	18	61	8	0	1	67	72	20	0	1	34	102	132	0	0

17:00	6	99	13	0	0	9	19	1	0	1	73	34	7	0	1	10	26	36	0	0
17:15	6	48	6	0	0	13	18	5	0	0	29	25	10	0	0	4	25	53	0	0
17:30	8	57	7	0	0	4	26	2	0	0	22	18	7	0	0	6	33	16	0	0
17:45	2	31	5	0	0	1	14	4	0	0	21	10	6	0	0	12	27	30	0	0
Hr. Total:	22	235	31	0	0	27	77	12	0	1	145	87	30	0	1	32	111	135	0	0

Gr. Total	57	524	101	0	4	72	365	44	0	9	245	287	65	0	5	197	297	429	0	1
% of Tot.	2%	19%	4%	0%	0%	3%	14%	2%	0%	0%	9%	11%	2%	0%	0%	7%	11%	16%	0%	0%
Apprch%	25%					18%					22%					34%				
% of Apprch	8%	76%	15%	0%	1%	15%	74%	9%	0%	2%	41%	48%	11%	0%	1%	21%	32%	46%	0%	0%
	Left	Thru	Right	U-turn	Peds	Left	Thru	Right	U-turn	Peds	Left	Thru	Right	U-turn	Peds	Left	Thru	Right	U-turn	Peds
	Point Lookout Dr.					Space Park Dr.					Point Lookout Dr.					Space Park Dr.				
	From North					From East					From South					From West				



Space Park Dr. at Upper Bay Dr.

July 31, 2007

Turning Movement Count

Time	From North					From East					From South					From West				
	Upper Bay Dr.					Driveway					Upper Bay Dr.					Space Park Dr.				
	Left	Thru	Right	U-turn	Peds	Left	Thru	Right	U-turn	Peds	Left	Thru	Right	U-turn	Peds	Left	Thru	Right	U-turn	Peds
7:00	0	23	6	0	0	0	0	0	0	0	4	32	0	0	0	3	0	3	0	0
7:15	0	39	13	0	0	0	0	1	0	0	10	49	0	0	0	5	0	13	0	0
7:30	2	41	11	0	0	0	0	1	0	0	15	58	0	0	0	3	1	15	0	0
7:45	1	67	27	0	0	0	0	0	0	0	9	69	0	0	0	5	0	25	0	0
Hr. Total:	3	170	57	0	0	0	0	2	0	0	38	208	0	0	0	16	1	56	0	0
8:00	3	55	16	0	0	0	0	0	0	0	15	61	0	0	0	9	1	17	0	0
8:15	5	55	14	0	0	0	1	2	0	0	13	48	0	0	0	6	2	21	0	0
8:30	8	62	8	0	0	0	0	1	0	0	22	59	0	0	0	1	2	9	0	0
8:45	11	71	25	0	0	0	1	0	0	0	9	69	1	0	0	2	5	13	0	0
Hr. Total:	27	243	63	0	0	0	2	3	0	0	59	237	1	0	0	18	10	60	0	0
16:00	5	57	12	0	0	0	1	3	0	0	38	60	1	0	0	15	3	20	0	0
16:15	10	47	8	0	0	0	1	5	0	0	33	59	1	0	0	12	0	21	0	0
16:30	14	54	7	0	0	1	0	2	0	0	42	61	0	0	0	8	1	15	0	0
16:45	3	58	15	0	0	1	3	0	0	0	56	59	0	0	0	13	3	26	0	0
Hr. Total:	32	216	42	0	0	2	5	10	0	0	169	239	2	0	0	48	7	82	0	0
17:00	12	58	16	0	0	1	1	2	0	0	59	80	1	0	0	32	1	19	0	0
17:15	13	90	14	0	0	0	2	0	0	0	37	50	0	0	0	20	0	13	0	0
17:30	6	56	10	0	0	0	2	2	0	0	50	59	1	0	0	21	0	11	0	0
17:45	6	52	10	0	0	1	0	3	0	0	25	42	0	0	0	10	2	16	0	0
Hr. Total:	37	256	50	0	0	2	5	7	0	0	171	231	2	0	0	83	3	59	0	0
Gr. Total	99	885	212	0	0	4	12	22	0	0	437	915	5	0	0	165	21	257	0	0
% of Tot.	3%	29%	7%	0%	0%	0%	0%	1%	0%	0%	14%	30%	0%	0%	0%	5%	1%	8%	0%	0%
Apprch%	39%					1%					45%					15%				
% of Apprch	8%	74%	18%	0%	0%	11%	32%	58%	0%	0%	32%	67%	0%	0%	0%	37%	5%	58%	0%	0%
	Left	Thru	Right	U-turn	Peds	Left	Thru	Right	U-turn	Peds	Left	Thru	Right	U-turn	Peds	Left	Thru	Right	U-turn	Peds
	Upper Bay Dr.					Driveway					Upper Bay Dr.					Space Park Dr.				
	From North					From East					From South					From West				

