



CITY MANAGER'S MONTHLY REPORT

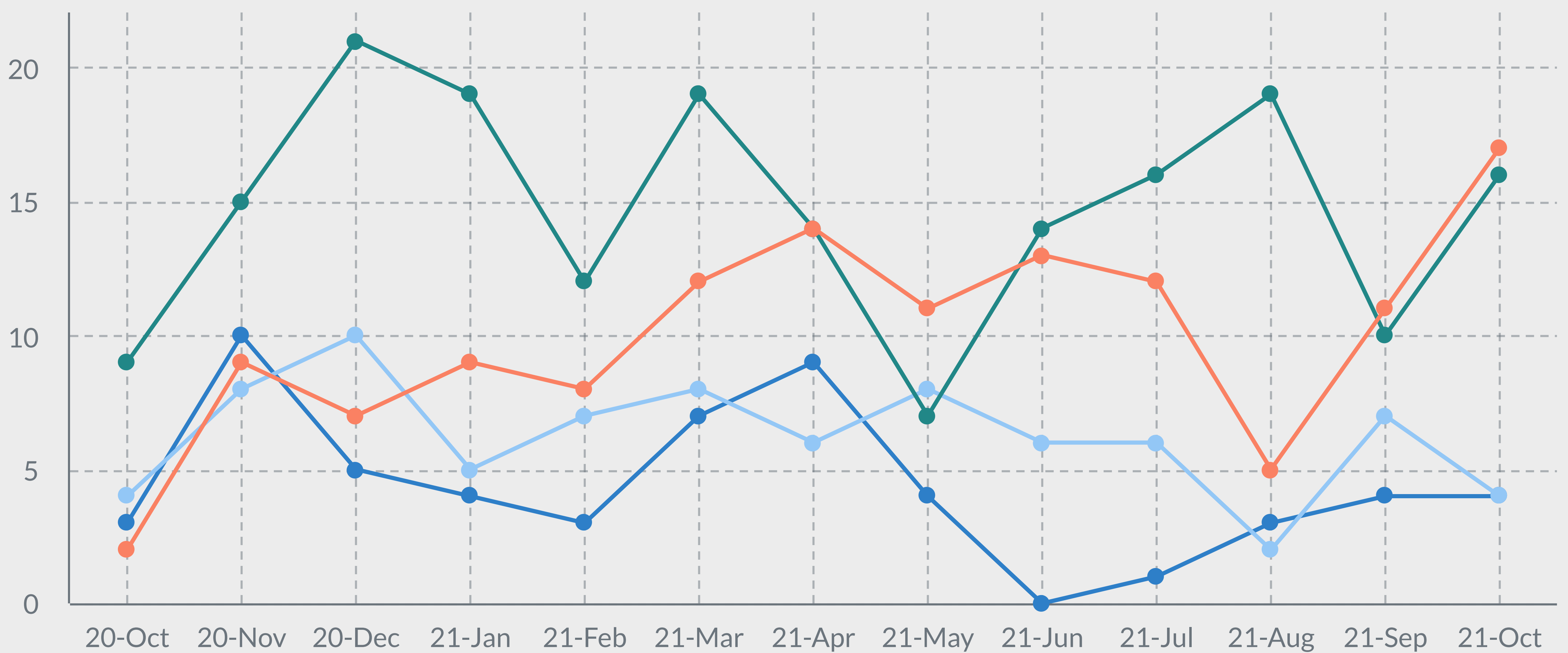
October 2021 Data

| Distributed November 8, 2021

POLICE DEPARTMENT

Crime Statistics: October 2020 to October 2021

● Drug & Alcohol ● Crimes Against Persons ● Property Crimes ● Arrests



Department Activity



312 Calls for Service



48 Reports Taken

136 Traffic Stops

94 Written & Verbal Warnings


42 Citations



3.04 Minute Average Response



4,175 Patrol Miles



4 Reserve Officer Hours

140 Hours - One Officer On-Duty

Calls for Service By Apartment



PUBLIC WORKS

- Water Line Breaks Repaired for the month of October – Five (5) repairs completed.
- CIP Sand Filter Rehabilitation Project – In progress.
- NASA 1 Median – All palm trees have been removed along NASA 1, and all stumps have been grinded. All date palms have been removed in and around the Saturn median.
- A Branding Sign was installed at the intersection of NASA 1 and Point Lookout Drive.
- New electrical service was installed in the Saturn median in anticipation of the “Galaxy Lights” holiday lighting display.
- Tennis Court Lighting at David Braun Park – Eight (8) new light bulbs and ballasts were replaced.
- Palm Tree Lights – Two (two) lights were replaced.
- Stormwater Line Jetting – 1,800 linear feet of storm lines were jetted to increase discharge capacity during rain events.
- Sanitary Sewer Jetting – 500 feet of sanitary sewer jetting was conducted to remove debris and increase sewer capacity in the collection system.
- Parks interviewed applicants for two (2) vacant positions. Two applicants were selected and each accepted the position offered.
- Water meter reading for Utility Billing completed.
- Texas Water Development Board (TWDB) Water and Sewer Line Replacement Project – Bids were received for the project on October 28, 2021.
- Water plant monthly preventative maintenance completed.
- Catch Basins Cleared of Trash and Debris – Cleared one (1) time during the month.
- Street Eat Party – Public Works staff prepared for the party, hung banners in the Town Square, and worked during the event. Once the party was over, all equipment, including the stage, was removed and stored.
- Halloween in the Park – Staff prepared the park and assisted the Special Events Committee during the event.
- Sexual Harassment Training – Supervisor training was completed on October 20, 2021.
- The Public Works Director attended a City of Houston Operations Advisory Committee Meeting on October 29, 2021.

Animal Control

Adoptions



Animal Intakes



Owner Reunites



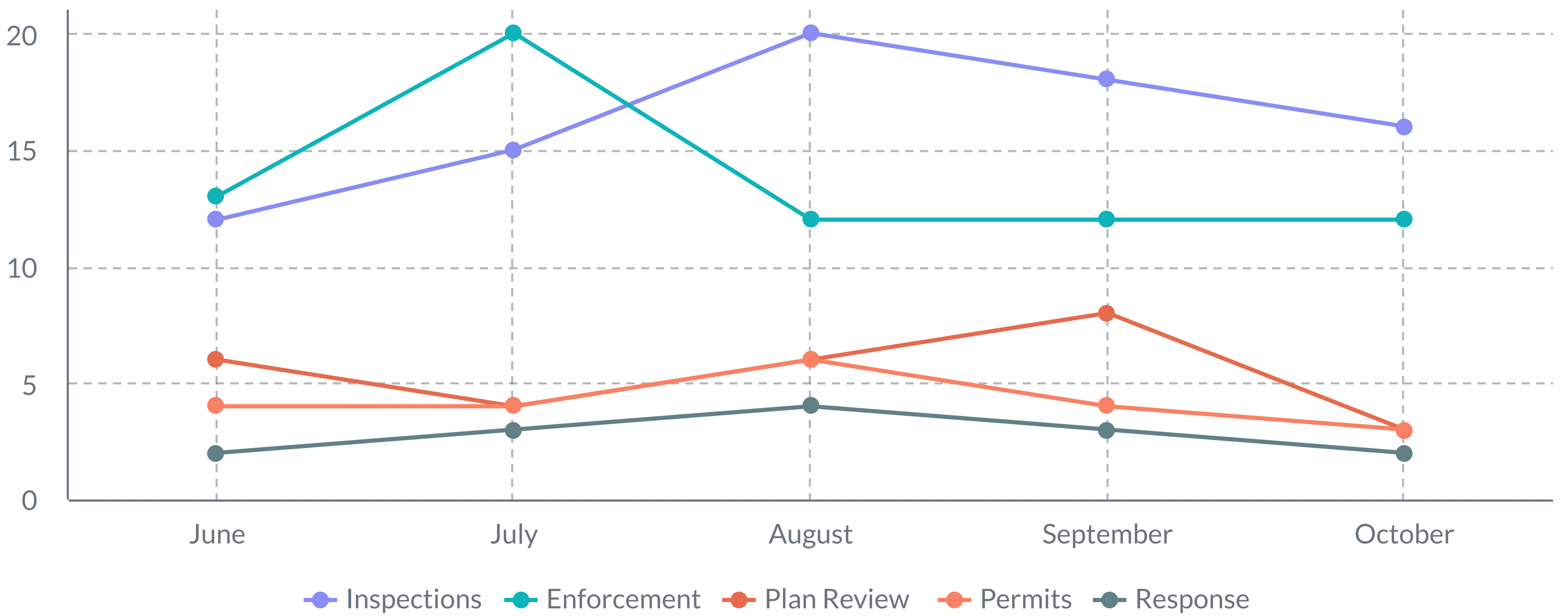
Animals In Shelter
or Foster Care



Wildlife Calls



FIRE MARSHAL



FIRE DEPARTMENT

Total Calls: 35



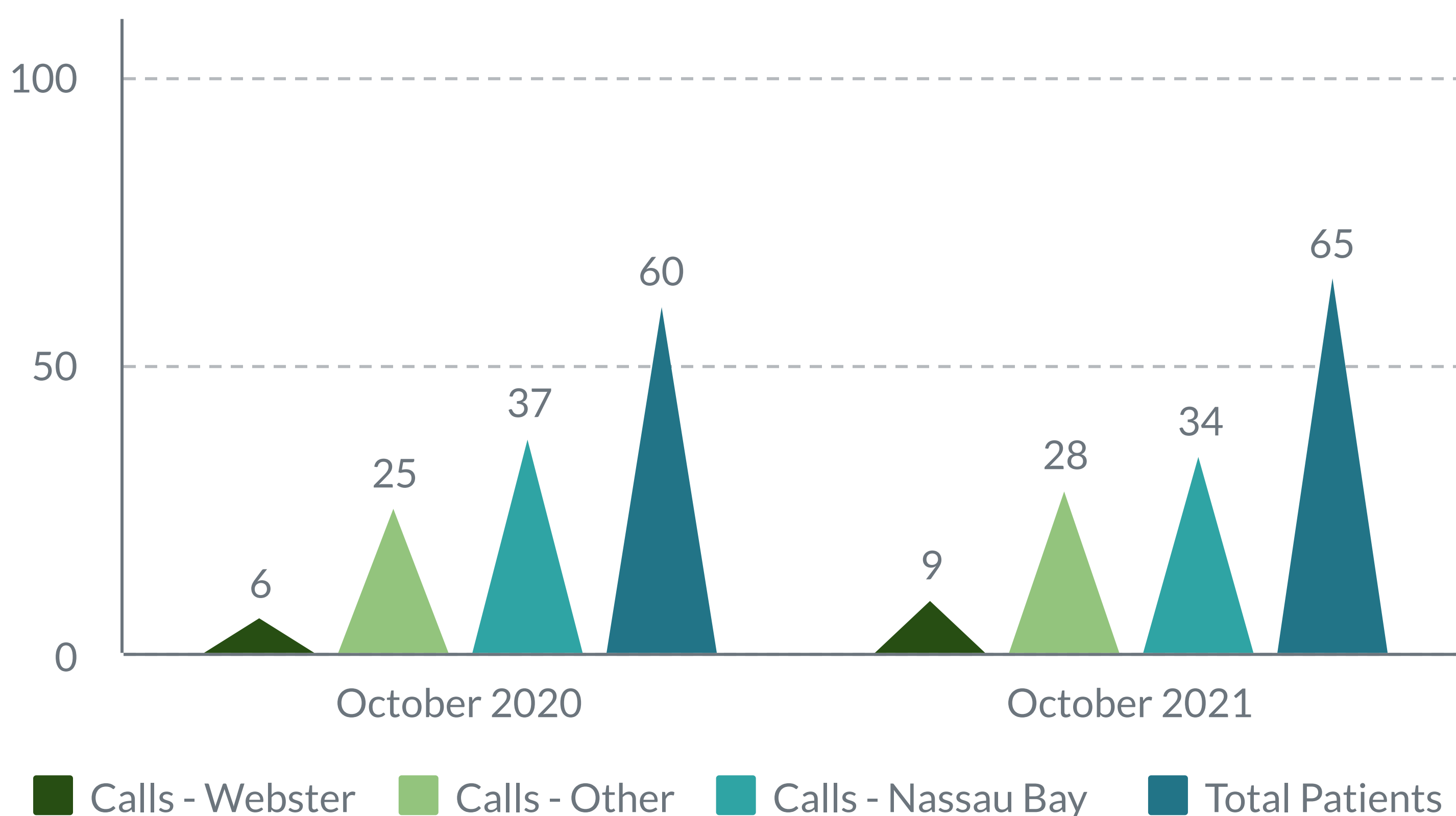
- EMS Assist (28.57%)
- Fire Alarm (37.14%)
- Motor Vehicle Accident (2.86%)
- Rescue (2.86%)
- Other (28.57%)

Total Man-Hours: 1,735.62



- On Calls (3.52%)
- Meeting (2.88%)
- Training (32.15%)
- Public Relations (19.99%)
- Standby at Fire Station (41.46%)

EMS



EMS Revenue Collected
 October 2021 \$23,118.21
 FY22 YTD: \$23,118.21


CITY SECRETARY

Open Records Requests




Total October 2021: 32
 (Police Department = 16)
 Calendar Year 2021: 285


City Council Activity - Year to Date




Meetings Held: 22




Ordinances Passed: 12
 Resolutions Passed: 23



Board / Committee Appts: 15



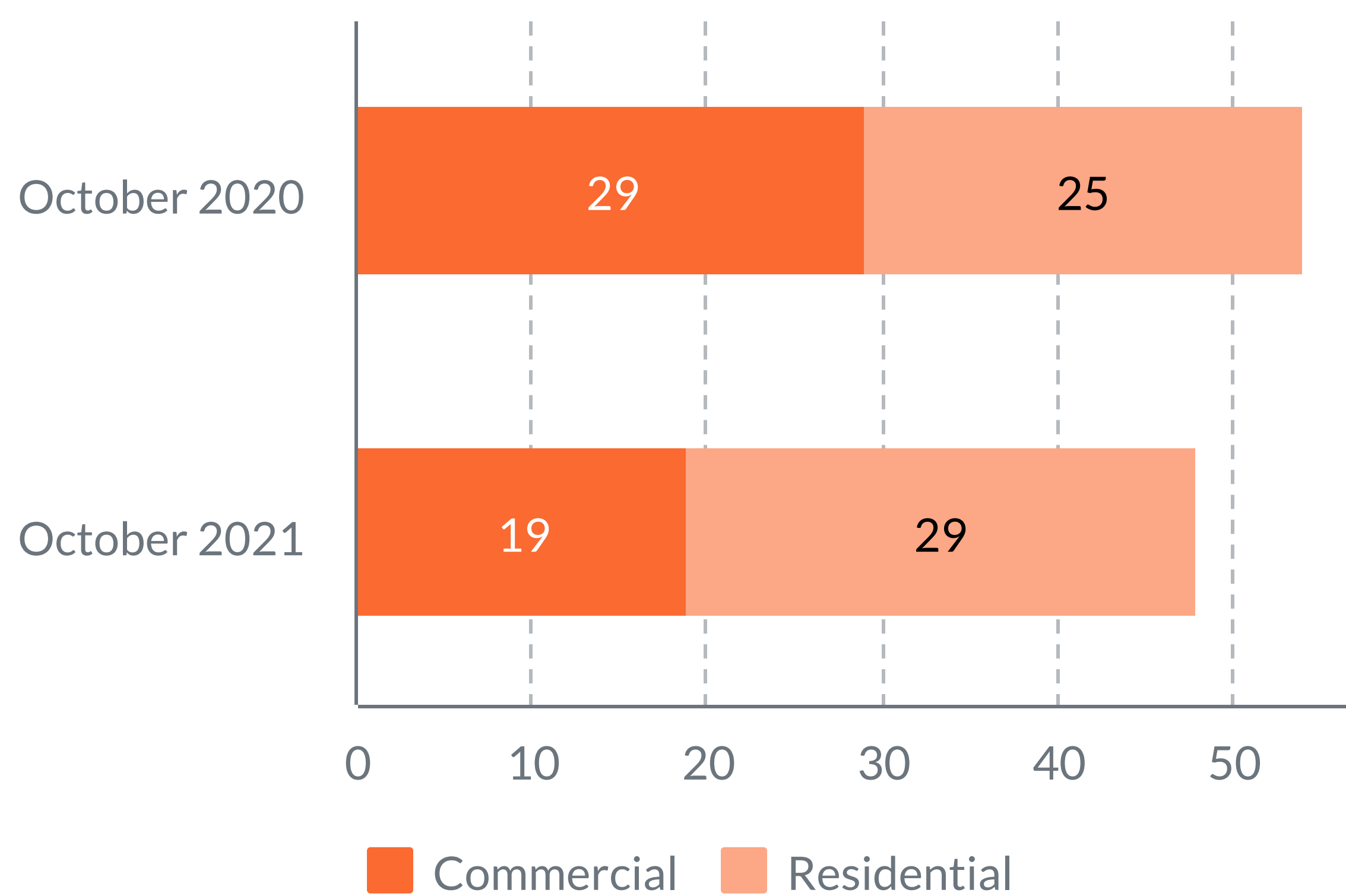
Proclamations / Certificates of Recognition Issued: 19



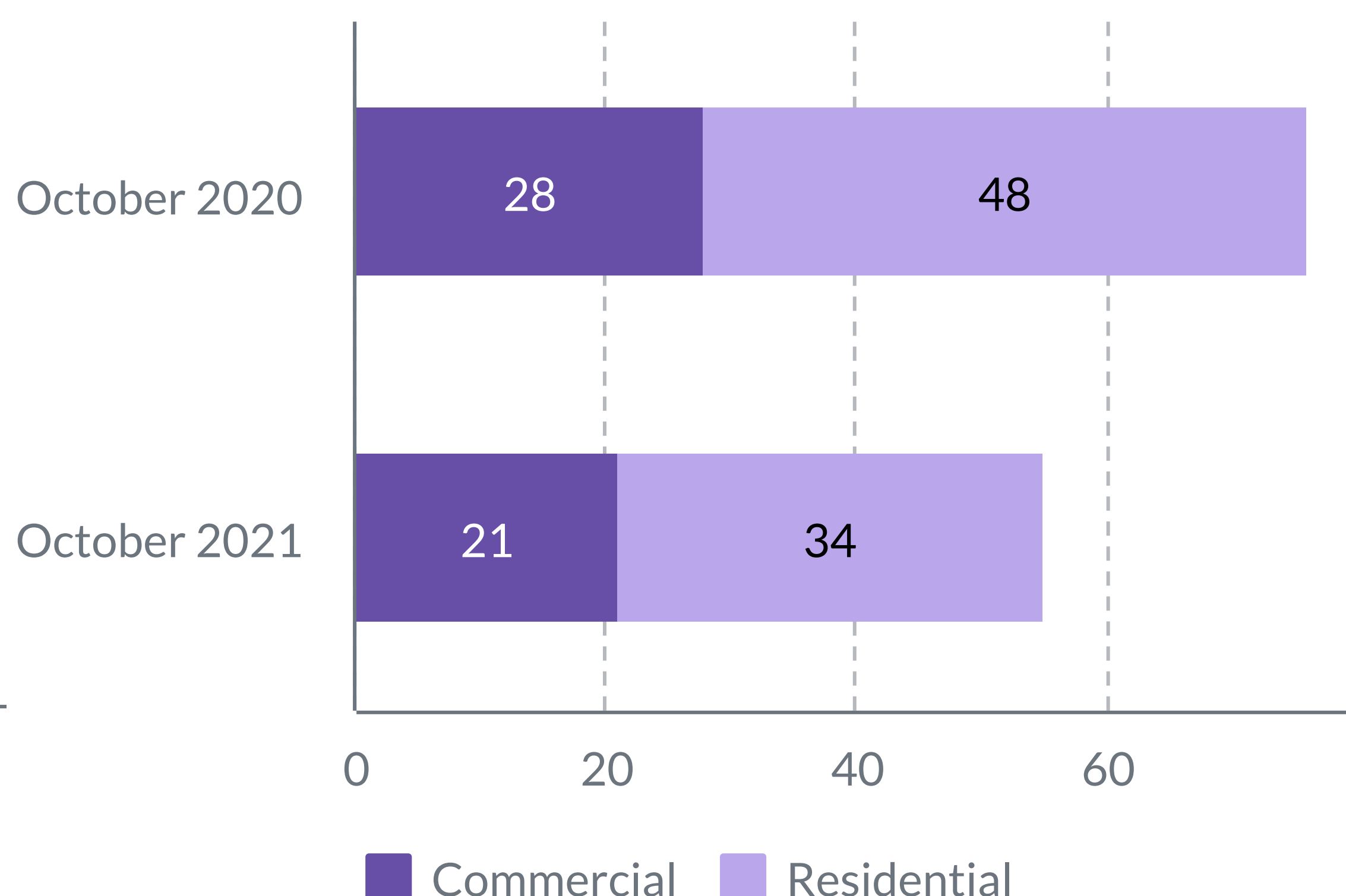
Hours Spent Working on Council Meeting Minutes (October): 24 Hours

BUILDING DEPARTMENT

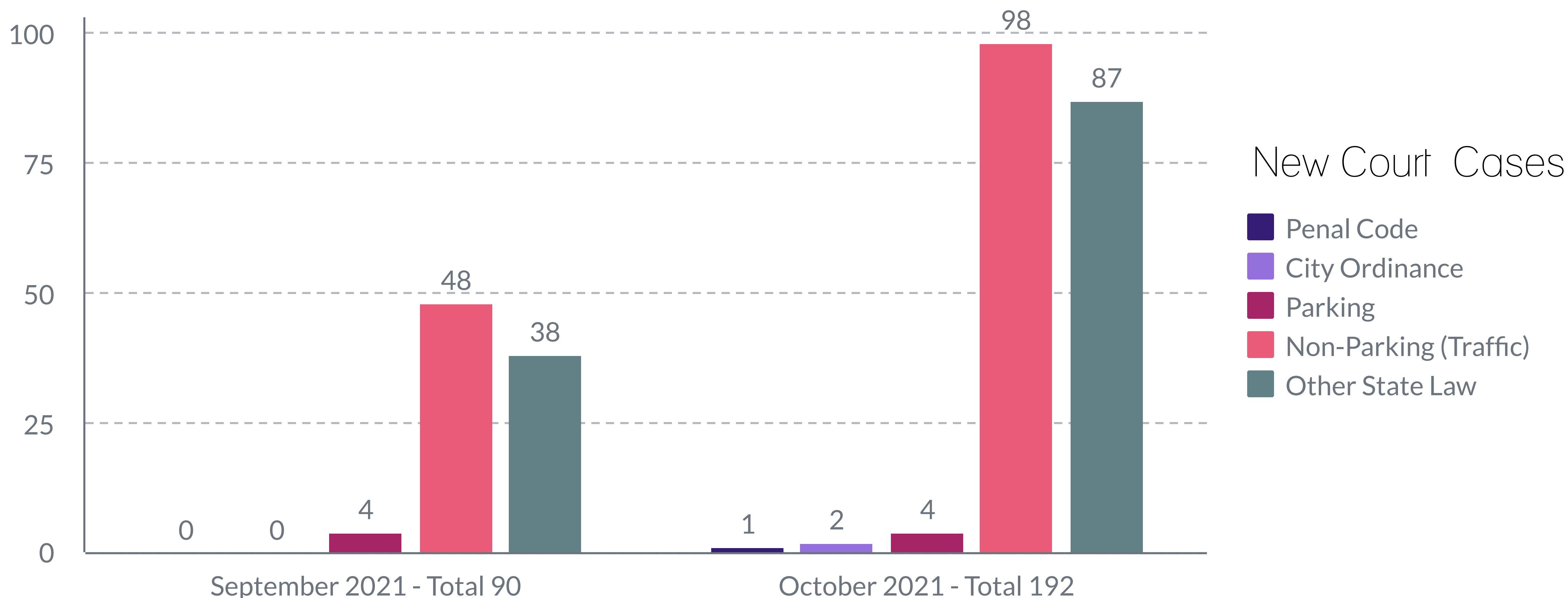
Permits



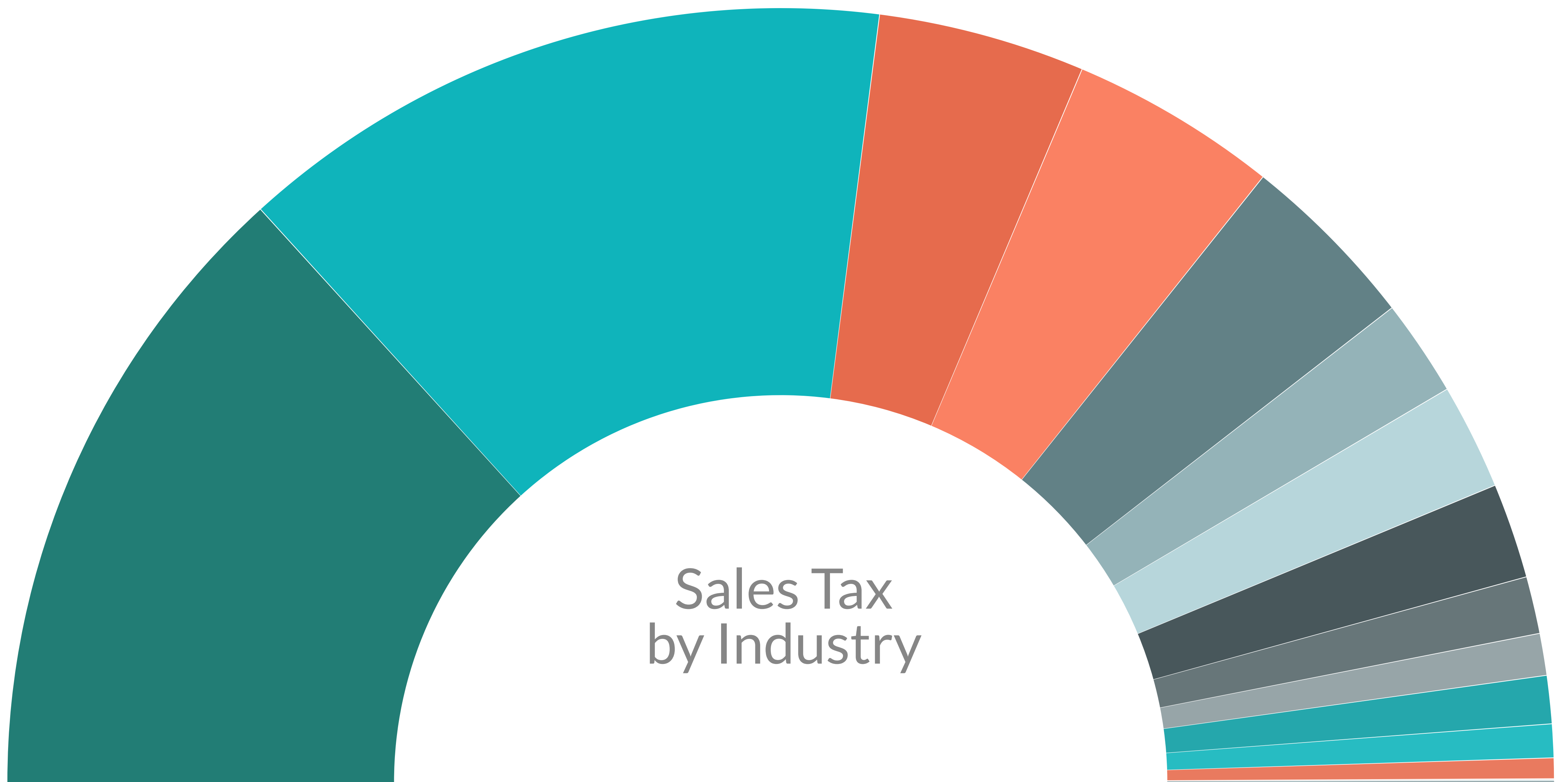
Inspections



MUNICIPAL COURT



ECONOMIC DEVELOPMENT



- Retail Trade (26.53%)
- Accommodation & Food Services (27.55%)
- Information (8.68%)
- Utilities (8.69%)
- Admin & Support / Waste Mgmt & Remediation Svcs (7.59%)
- Professional, Scientific & Technical Svcs (4.04%)
- Manufacturing (4.4%)
- Other Svcs (Except Public Admin) (4%)
- Real Estate, Rental & Leasing (2.39%)
- Construction (1.74%)
- Wholesale Trade (2%)
- Finance & Insurance (1.38%)
- Health Care & Social Assistance (0.89%)
- Transportation & Warehousing (0.03%)
- Mgmt of Companies & Enterprises (0.03%)
- Educational Svcs (0.04%)
- Agriculture (0.01%)
- Public Admin (0%)
- Arts, Entertainment, & Rec (0%)
- Mining, Quarrying, & Oil / Gas Extraction (0%)



Total Sales Tax Revenue for Fiscal Year 2021 YTD

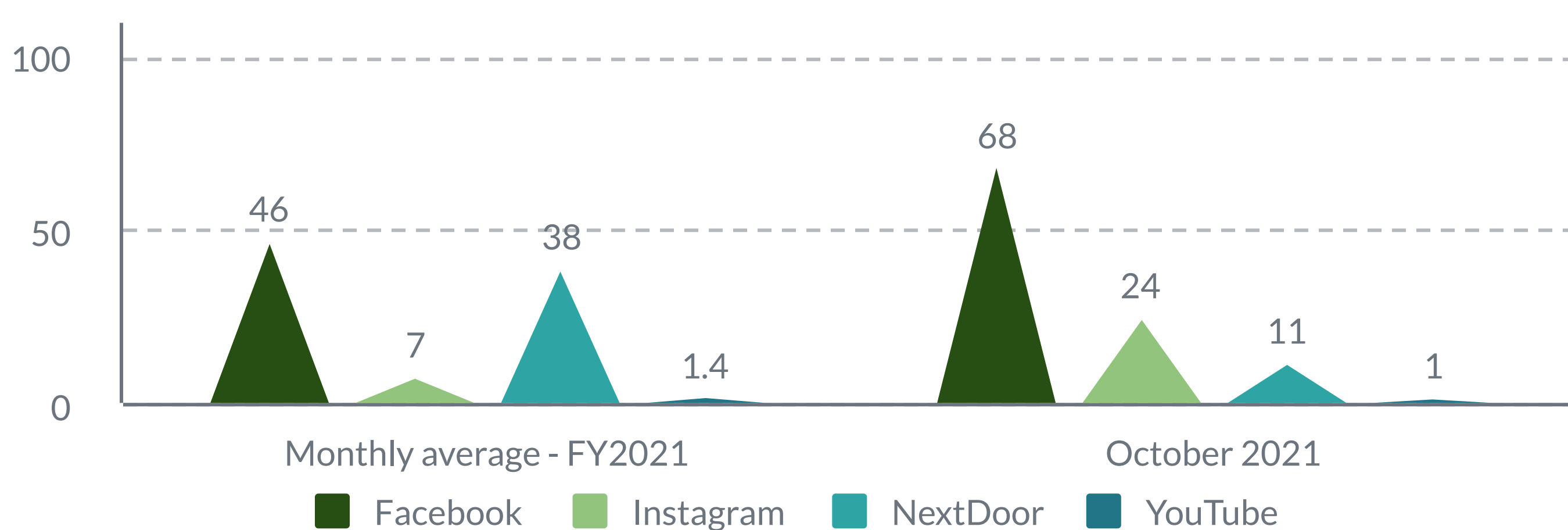
= \$993,812.19
(Ending October 2021)

Fiscal Year 2021 Sales Tax Receipts are captured from December 2020 to November 2021

FY2020 October YTD = \$1,136,785.81

COMMUNICATIONS

Social posts by channel



City of Nassau Bay Facebook Reach
41,276 users for October 2021