



# CITY MANAGER'S MONTHLY REPORT

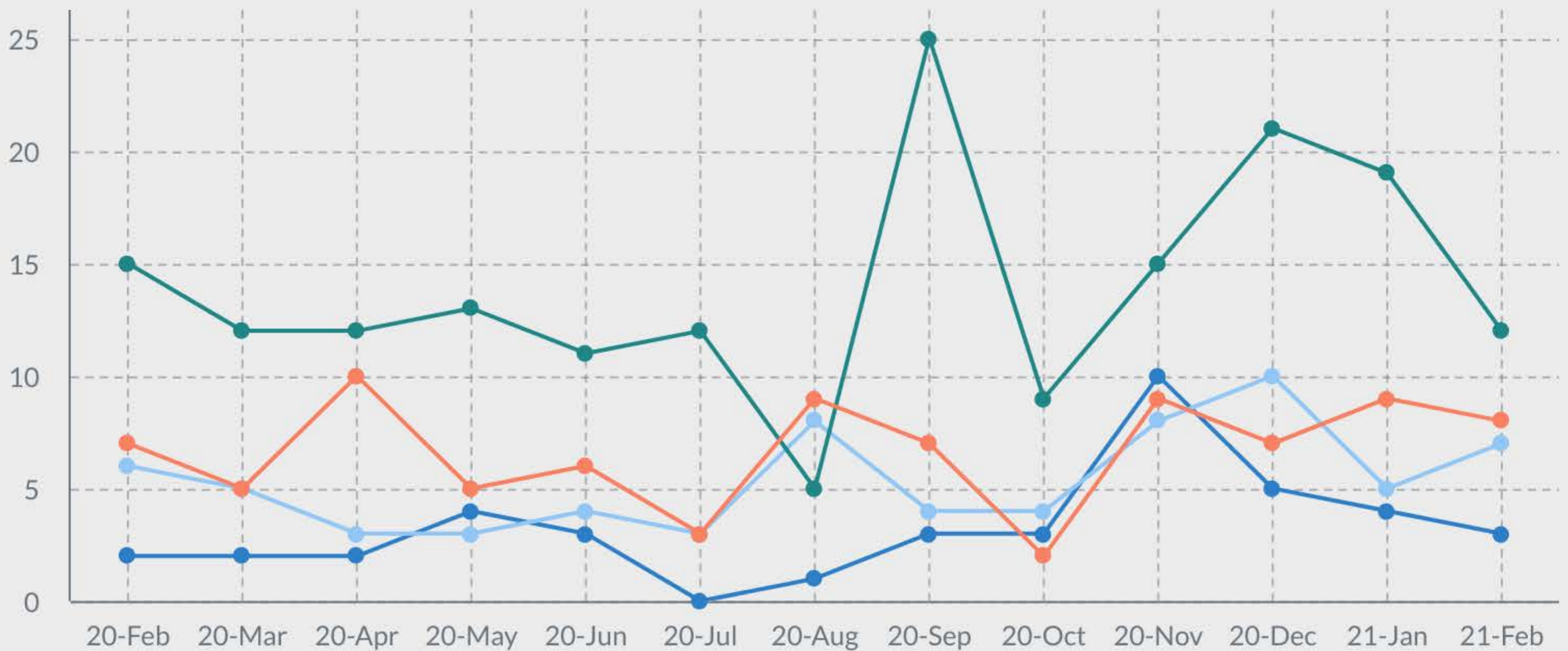
February 2021 Data

| Distributed March 8, 2021

## POLICE DEPARTMENT

Crime Statistics: February 2020 to February 2021

● Drug & Alcohol ● Crimes Against Persons ● Property Crimes ● Arrests



### Department Activity



314 Calls for Service



44 Reports Taken

127 Traffic Stops

86 Written & Verbal Warnings

41 Citations



3.16 Minute Avg Response



4,597 Patrol Miles



0 Reserve Officer Hours

110 Hours - One Officer On-Duty

### Calls for Service By Apartment



📍 Sapphire - 23    📍 Bay House - 14  
📍 Victoria Lakes - 2    📍 Nassau Bay Villa - 4    📍 Voyager - 7  
📍 Aero - 8    📍 Colony Oaks - 7

# PUBLIC WORKS

- Water Line Breaks Repaired for the Month of February – Three (3) repairs completed.
- Monthly dead-end water line flushing completed to improve water quality.
- Winter Storm Uri – The City experienced the historic arctic freeze of Winter Storm Uri during the week of February 15th through February 19th. The Department performed Emergency Operations. A Boil Water Notice was issued.
- CIP Founder’s Park Rehabilitation Project – Waiting on plants to be installed. Plant installation was postponed due to Winter Storm Uri.
- CIP street and crosswalk evaluations were performed and are in review. Curb evaluations are complete. Crosswalk painting is scheduled for next month.
- The Surf Court Sanitary Lift Station was on backup portable generator power during Winter Storm Uri. The City experienced a loss of power on the east side of town.
- Sandy Cove Sanitary Lift Station – The Lift Station was on bypass pumping during the week of Winter Storm Uri.
- Yellow curb painting and painting of stop sign poles are in progress between projects.
- An interview was conducted for the open Water / Wastewater position.
- Water meters were read for Utility Billing.
- Sanitary Sewer Line Jetting – Zero (0) linear feet were jetted and cleared of debris.
- Cyclops Automated Water Meter Pilot – The water meter pilot reader is being monitored by Public Works staff and Utility Billing.
- Street Light Repairs – One (1) light repair.
- Catch Basins Cleared of Trash and Debris – Cleared once (1) during the month.
- New LED lights were installed at the Animal Shelter.
- Monthly mowing of the Nassau Bay Peninsula completed.
- Tennis Courts Lights Repairs – One (1) light repaired / replaced.
- Path Light Repairs at Howard Ward Park – Two (2) lights repaired.
- Palm Tree Lights Repairs – Sixteen (16) lights repaired / replaced.
- A shipment of CANBE Legacy Bricks were installed at David Braun Park.
- Pet tag registrations are now available on the City’s website for purchase.
- The Annual Peninsula Cleanup was held on February 27th.
- The Public Work Director attended the City of Houston 54-inch Water Transmission Progress meeting on February 9th.
- An Infrastructure Meeting was held on February 10th.

## Animal Control

Adoptions 

Animal Intakes 

Owner Reunites 

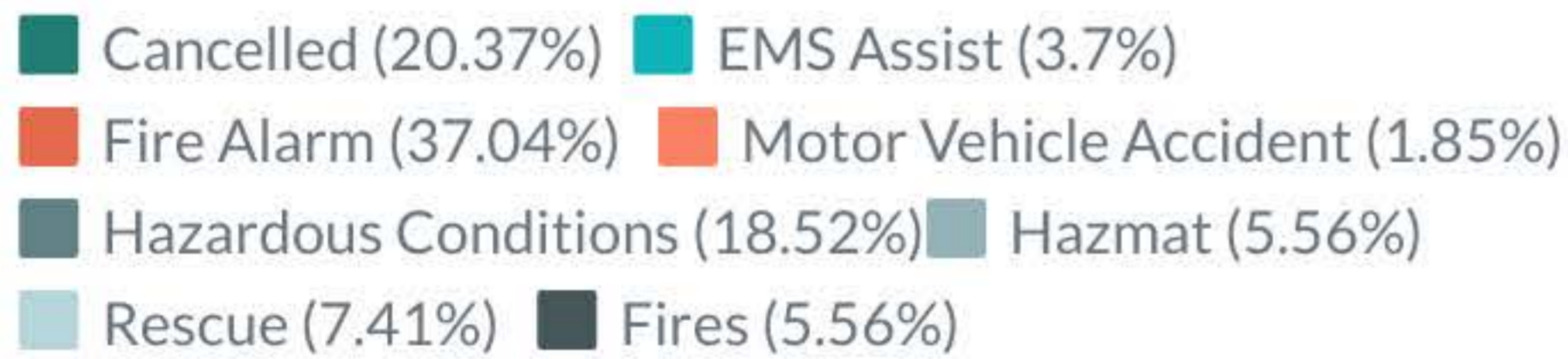
Animals In Shelter  
or Foster Care 

# FIRE MARSHAL



# FIRE DEPARTMENT

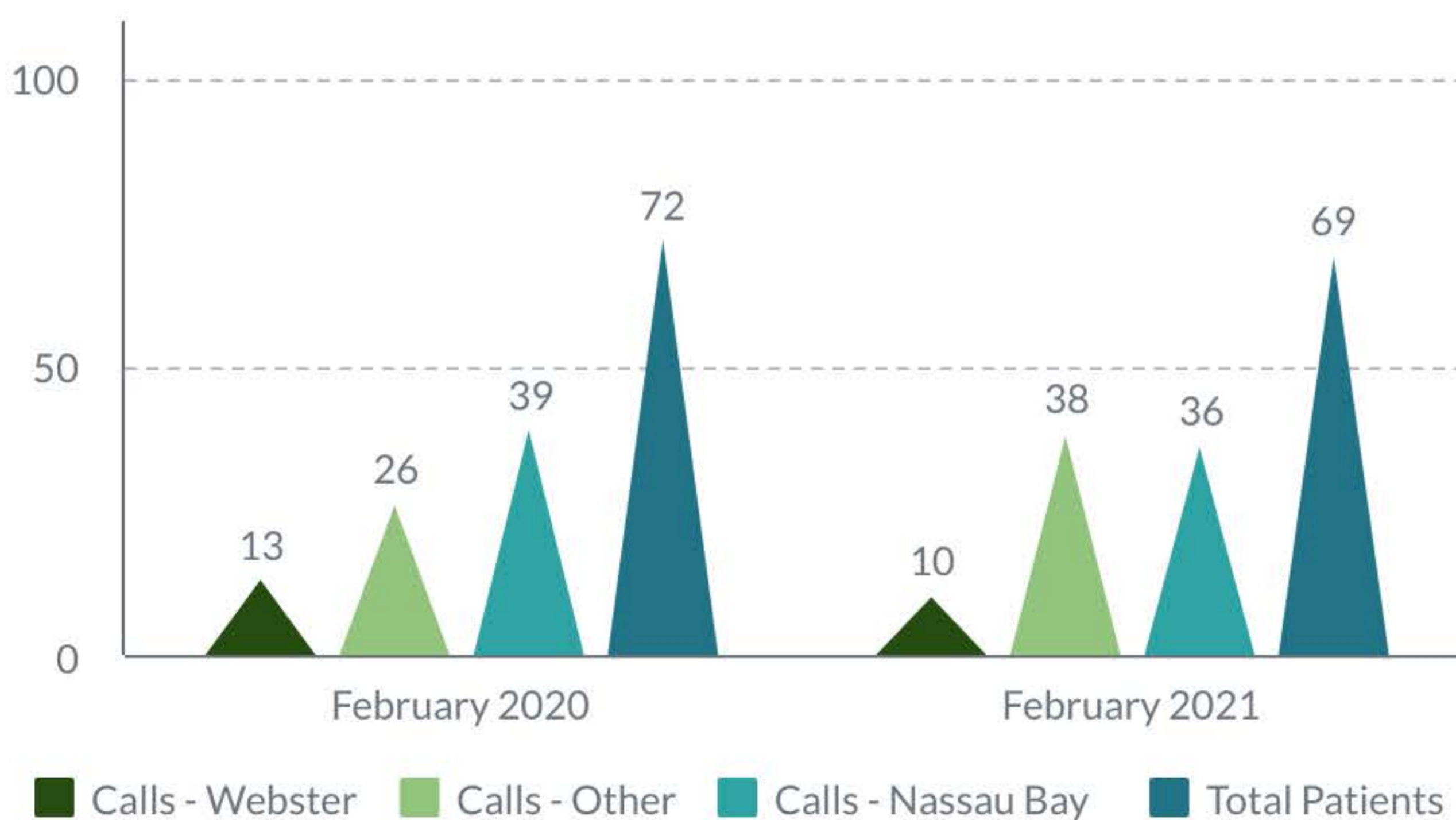
Total Calls: 54



Total Man-Hours: 2,616.81



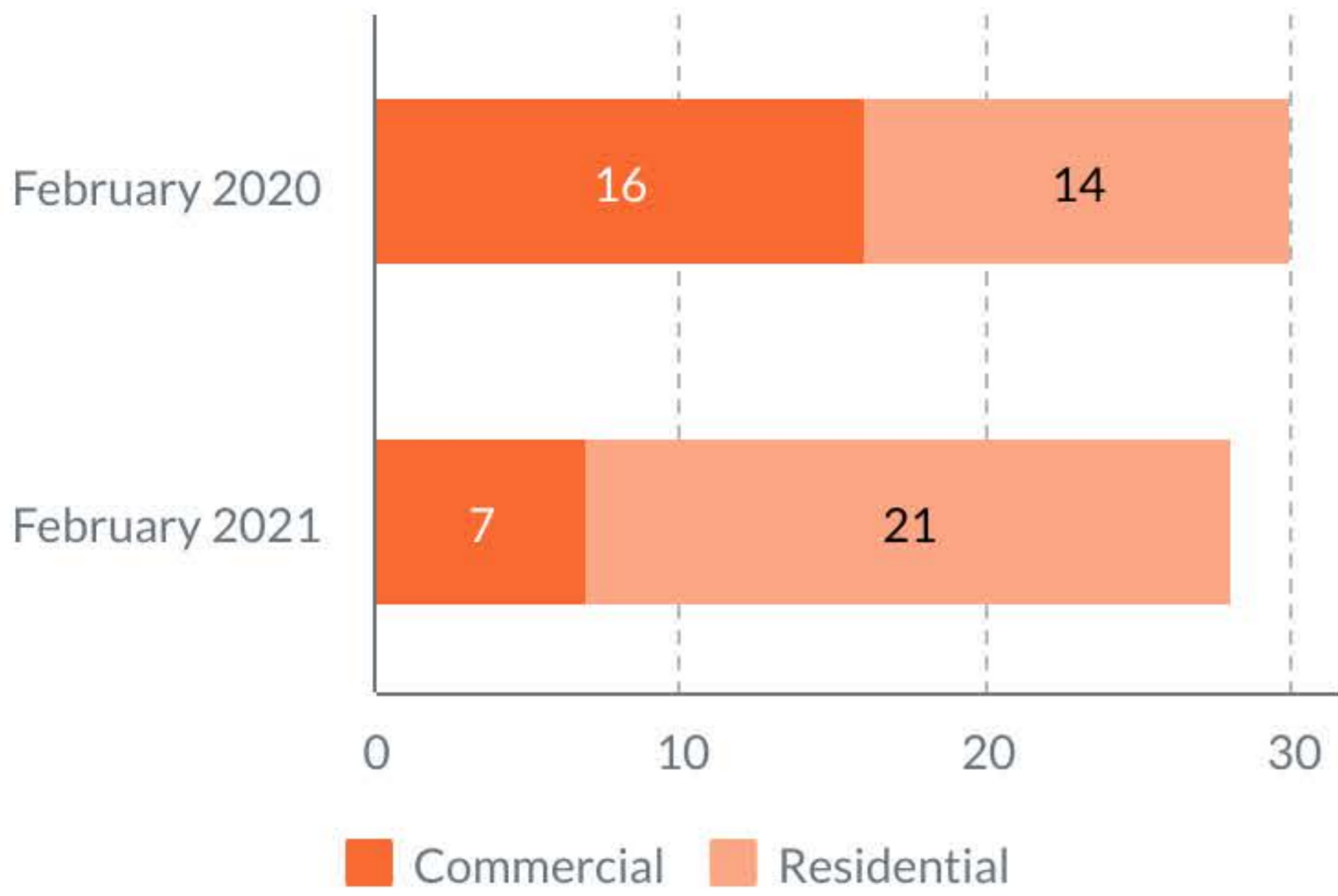
# EMS



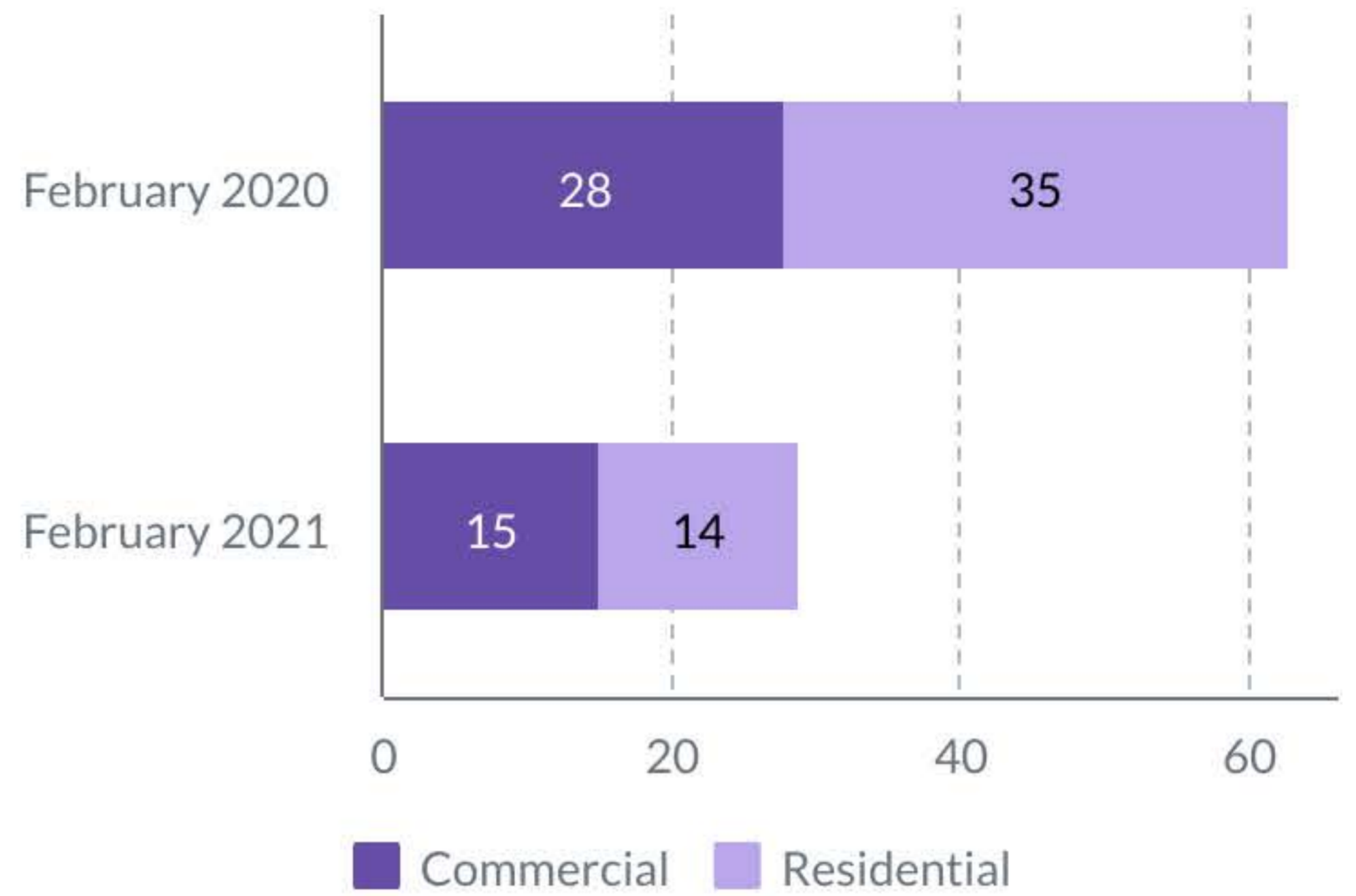
EMS Revenue Collected  
 February 2021 \$26,856.81  
 FY21 YTD: \$163,848.41

# BUILDING DEPARTMENT

## Permits



## Inspections



# MUNICIPAL COURT



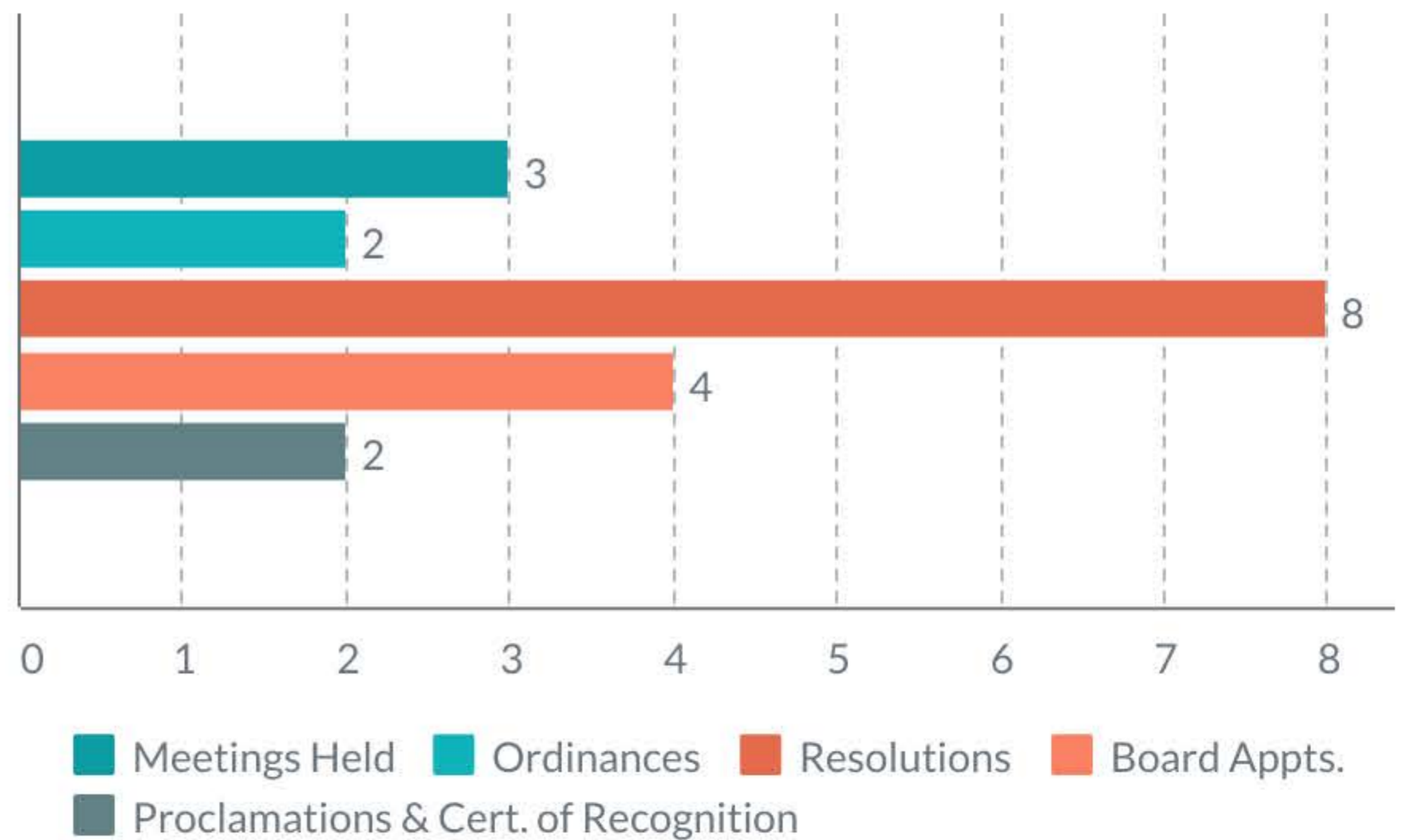
# CITY SECRETARY

## Open Records Requests



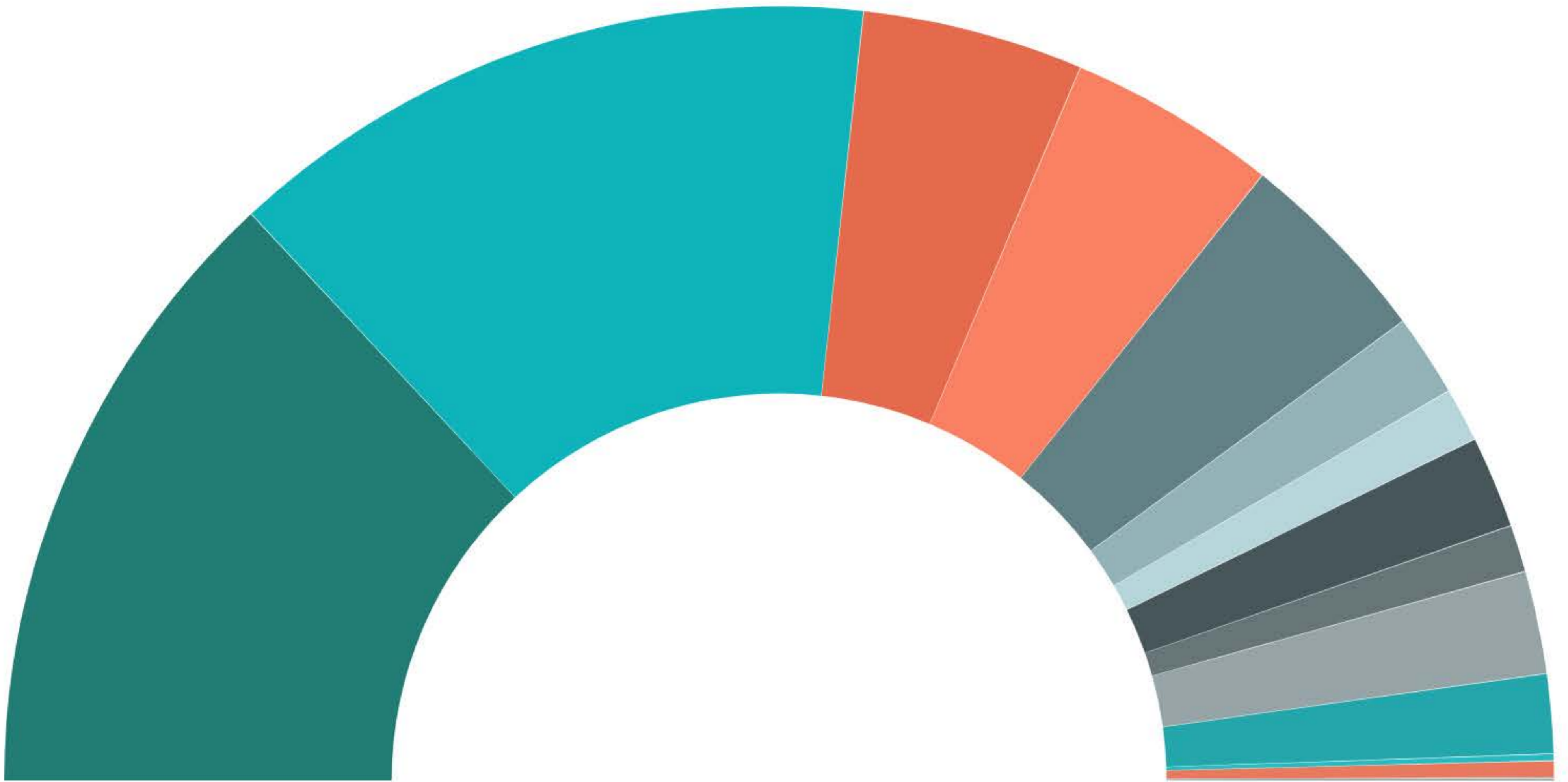
Total February 2021: 24  
 (Police Department = 12)  
 Calendar Year 2021: 48

## City Council Meetings - 2021 YTD



# ECONOMIC DEVELOPMENT

## Sales Tax by Industry



- Accommodation & Food Services (26.16%)   ■ Retail Trade (27.35%)   ■ Information (9.21%)   ■ Utilities (8.72%)
- Admin & Support / Waste Mgmt & Remediation Svcs (8.36%)   ■ Real Estate, Rental & Leasing (3.43%)
- Wholesale Trade (2.25%)   ■ Other Svcs (Except Public Admin) (3.87%)   ■ Construction (1.98%)   ■ Manufacturing (4.28%)
- Professional, Scientific & Technical Svcs (3.31%)   ■ Health Care & Social Assistance (0.3%)   ■ Finance & Insurance (0.7%)
- Mgmt of Companies & Enterprises (0.03%)   ■ Educational Svcs (0.01%)   ■ Agriculture (0%)
- Transportation & Warehousing (0.05%)   ■ Public Admin (0%)   ■ Arts, Entertainment, & Rec (0%)



Total Sales Tax Revenue for Fiscal Year 2021 YTD = \$264,843.85 (Ending February 2021)

*Fiscal Year 2021 Sales Tax Receipts are captured from December 2020 to November 2021*

FY2020 February YTD = \$364,482.63