



CITY MANAGER'S MONTHLY REPORT

June 2020 Data
Distributed July 13, 2020

POLICE DEPARTMENT



352 Calls for Service



33 Reports Taken

131 Traffic Stops

79 Written & Verbal Warnings

52 Citations



2.54 Minute Average Response



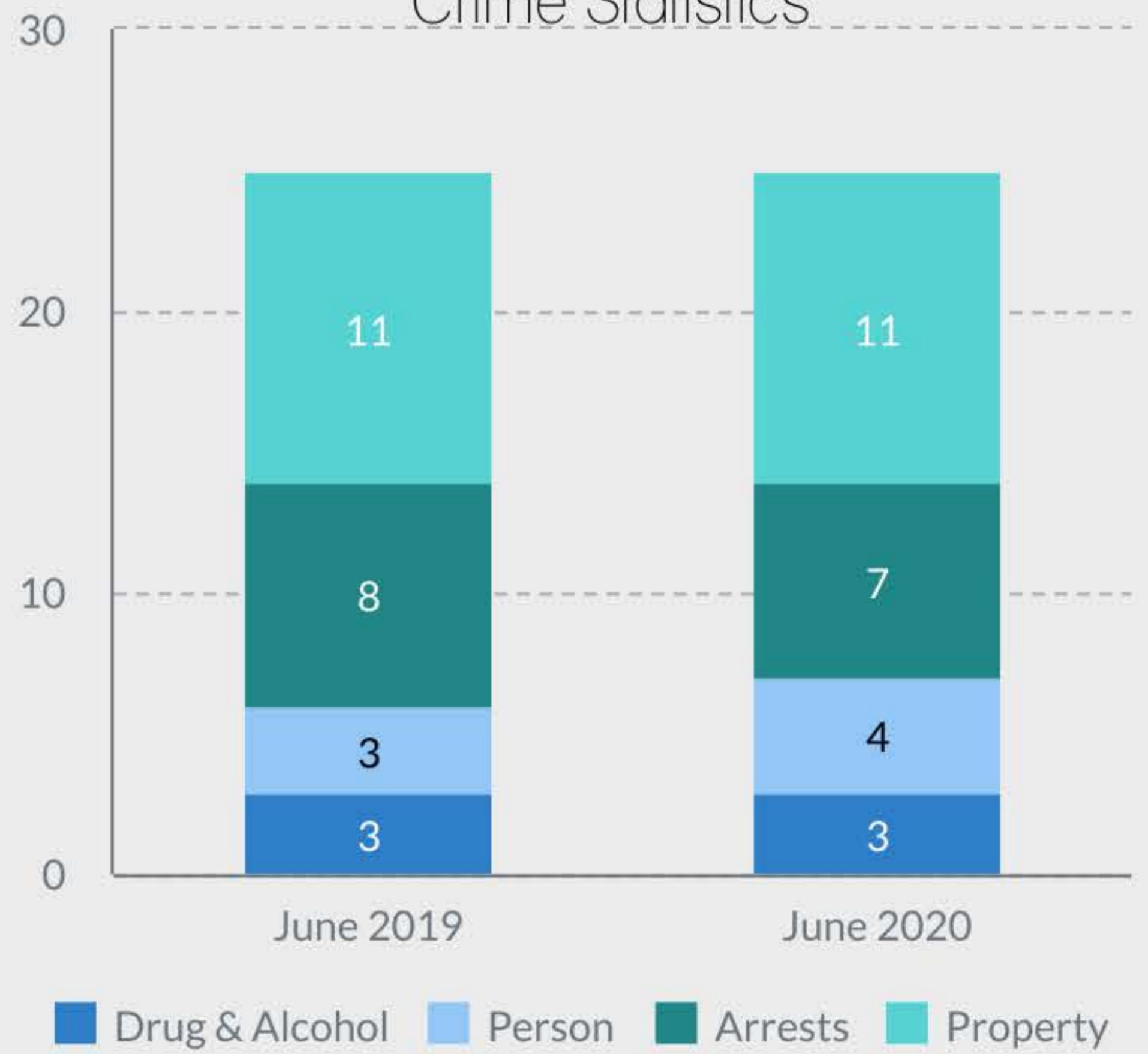
5,335 Patrol Miles




8.5 Reserve Officer Hours

0 Hours - One Officer On-Duty

Crime Statistics

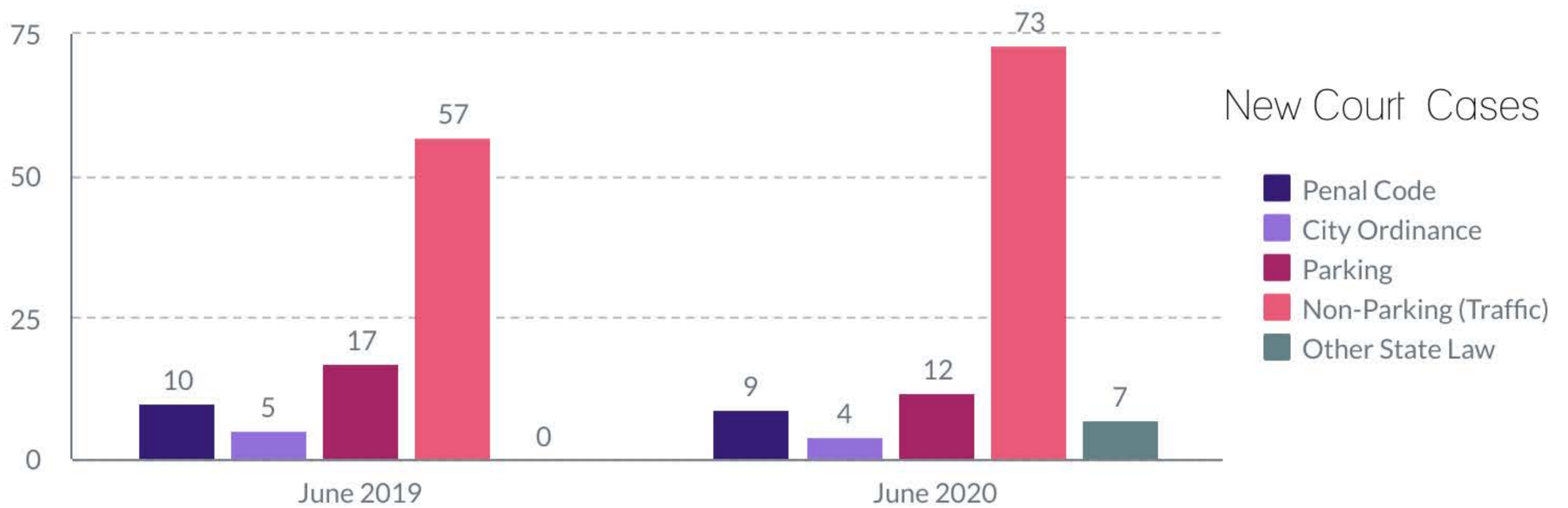


Calls for Service By Apartment



Sapphire - 29
 Bay House - 12
 Victoria Lakes - 5
 Nassau Bay Villa - 4
 Voyager - 4
 Aero - 9
 Colony Oaks - 19

MUNICIPAL COURT



PUBLIC WORKS

- Water Leak Repairs for the Month of June – Six (6).
- Tropical Storm Cristobal – Staff prepared and mobilized equipment to high grounds and prepared facilities in case of potential landfall.
- CIP Pickleball Court at David Braun Park – Court construction is complete.
- The Roscoe Lee Pavilion dedication was held on June 12th.
- A Storm Water Street Project Improvement meeting was held on June 4th and June 30th.
- The FEMA pavilion inspection was completed by State Inspectors on June 10th.
- Palm Tree Flood Lights Replaced – Fifteen (15) lights replaced.
- Storm Water Catch Basins Cleaned and Cleared of Debris – Two (2) times.
- Bids for the sand filter at the WWTP were received and engineering services were approved by Council.
- The north and south basketball goals at David Braun Park were painted and re-installed.
- Painting of the stop sign poles is in progress.
- Palm Tree Removal – Three (3) dead palm trees removed.
- Water meters were read for Utility Billing.
- Fire hydrant static testing is in progress.
- Palm tree trimming at Harbour Drive was completed.
- A “No Wake” buoy was placed in Cow Bayou by the marina.
- Interviews were conducted for the Utility Maintenance Worker position in the Water Department.
- Interviews were conducted for the Park Maintenance Worker position in the Parks Department.
- American Flags were proudly displayed along NASA Parkway and in the City. The City parks were also prepared in anticipation of increased crowds and traffic.

Animal Control

Adoptions



Animal Intakes



Owner Reunites

Animals In Shelter
or Foster Care



FIRE DEPARTMENT

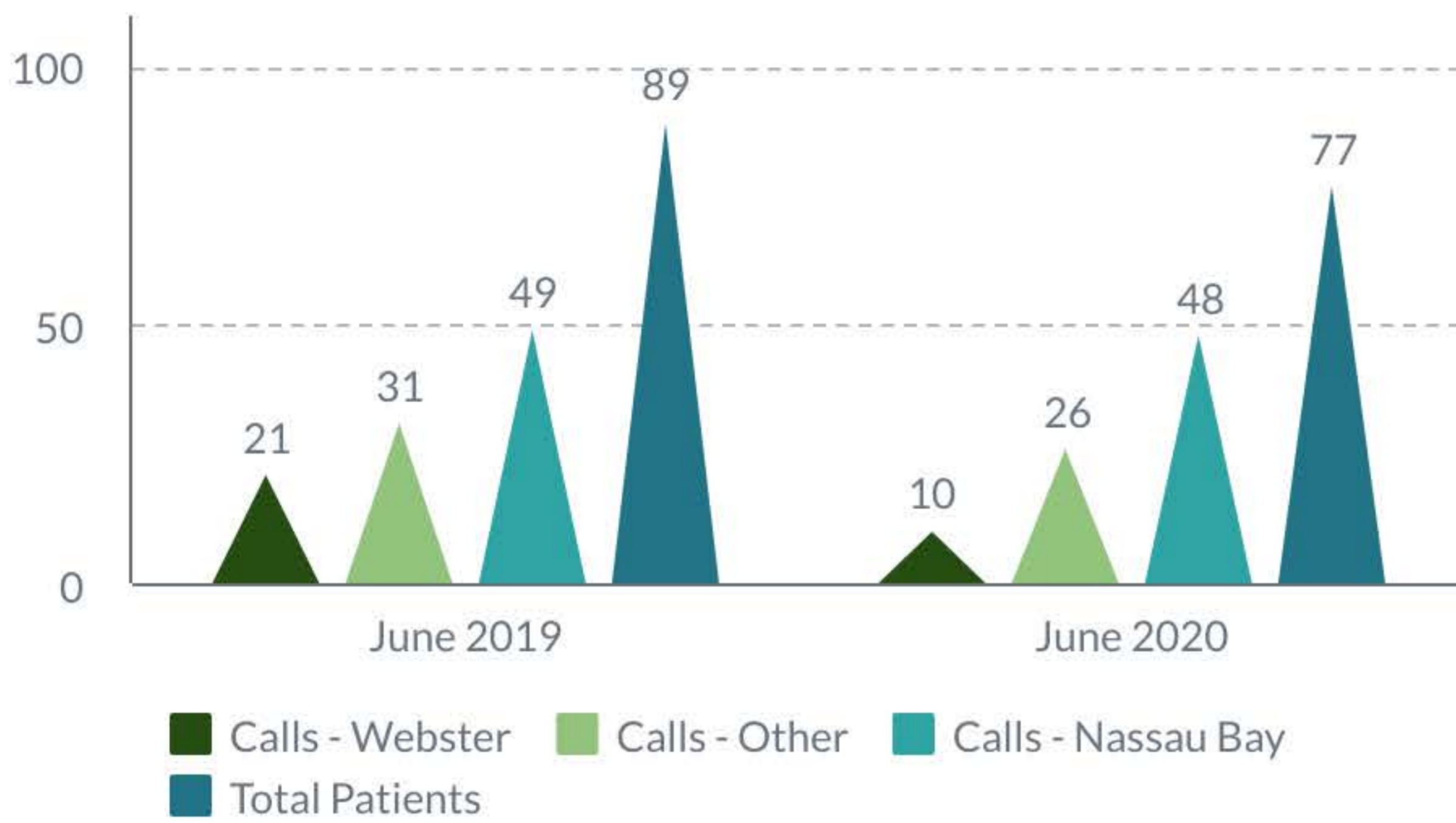
Total Calls: 35



Total Man-Hours: 1,134.15

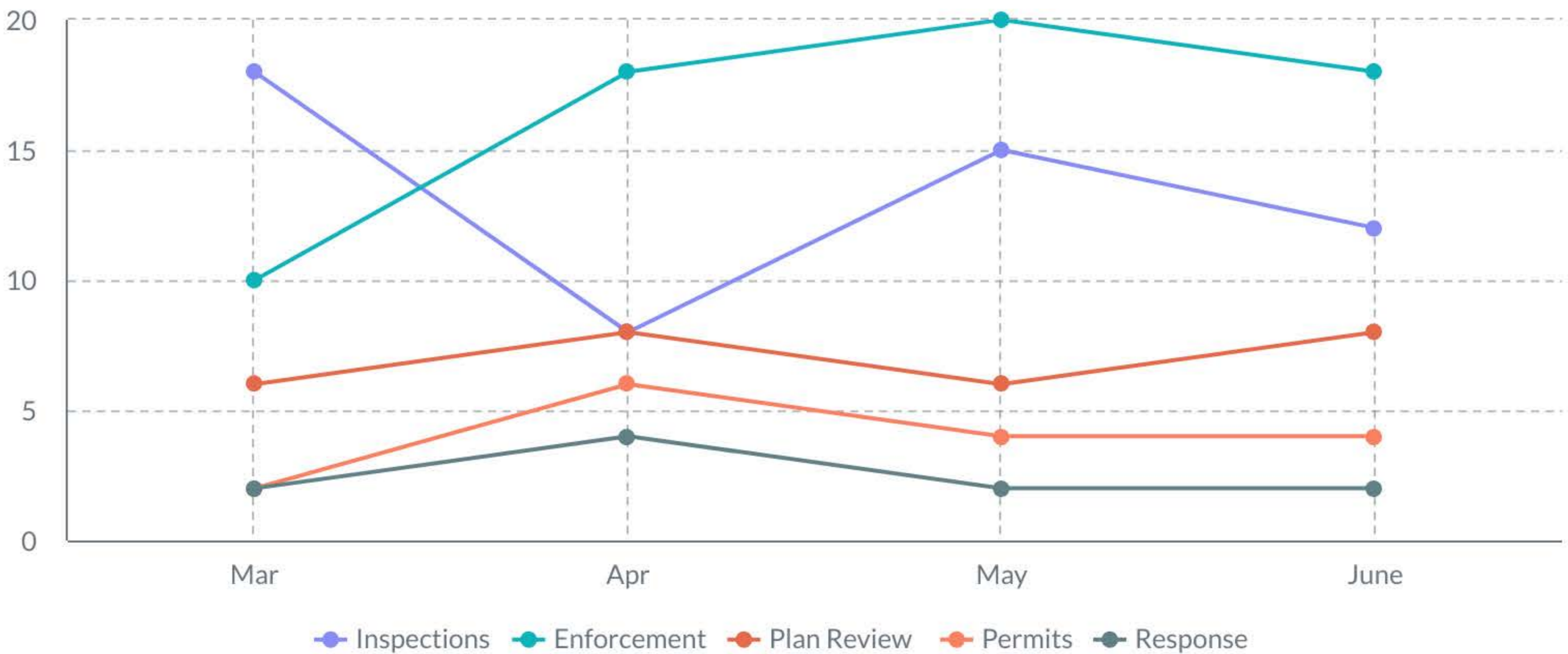


EMS



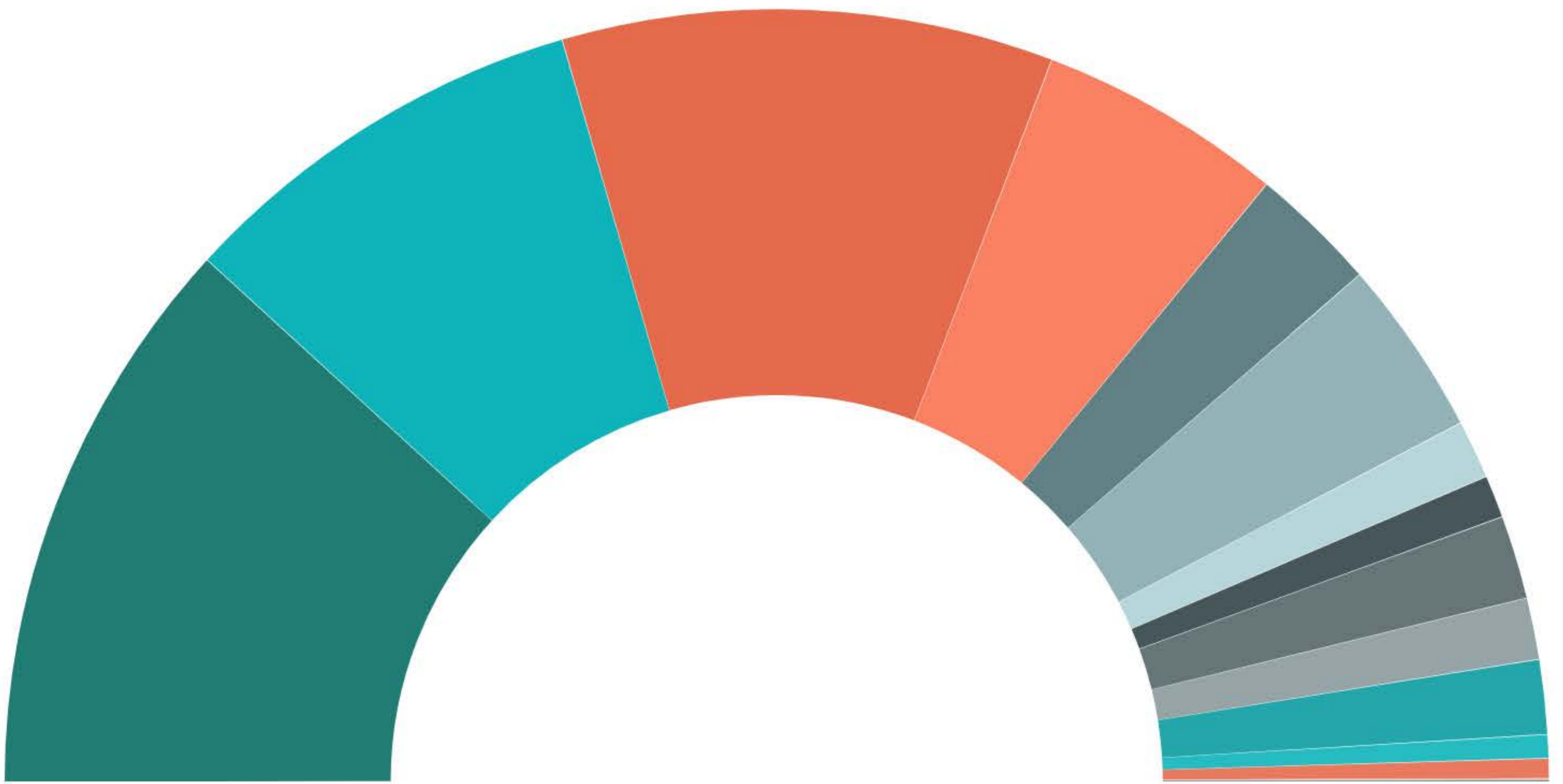
EMS Revenue Collected
 June 2020: \$23,659.61
 FY20 YTD: \$217,885.90

FIRE MARSHAL



ECONOMIC DEVELOPMENT

Sales Tax by Industry



- Accommodation & Food Services (23.6%)
- Wholesale Trade (17.45%)
- Retail Trade (20.55%)
- Information (10.29%)
- Utilities (5.36%)
- Admin/Support/WasteMgmt/Remediation (7.39%)
- Manufacturing (2.45%)
- Construction (1.81%)
- Real Estate & Rental & Leasing (3.49%)
- Professional, Scientific & Technical (2.57%)
- Other Services (3.11%)
- Health Care & Social Assistance (1.01%)
- Management of Companies and Enterprises (0.81%)
- Transportation & Warehousing (0.01%)
- Public Administration (0.02%)
- Finance & Insurance (0.06%)
- Educational Services (0.01%)
- Agriculture (0%)
- Arts, Entertainment, & Recreation (0%)



Total Sales Tax Revenue for Fiscal Year 2020 YTD

= \$752,812.10
(Ending June 2020)

Fiscal Year 2020 Sales Tax Receipts are captured from December 2019 to November 2020

FY2019 June YTD = \$817,862.88

CITY SECRETARY

Open Records Requests



Total June 2020: 25
(Police Department = 17)
Calendar Year 2020: 134

City Council Meetings

