



CITY MANAGER'S MONTHLY REPORT

July 2020 Data
Distributed August 10, 2020

POLICE DEPARTMENT



349 Calls for Service



30 Reports Taken
41 Traffic Stops
18 Written & Verbal Warnings
23 Citations



3.30 Minute Average Response

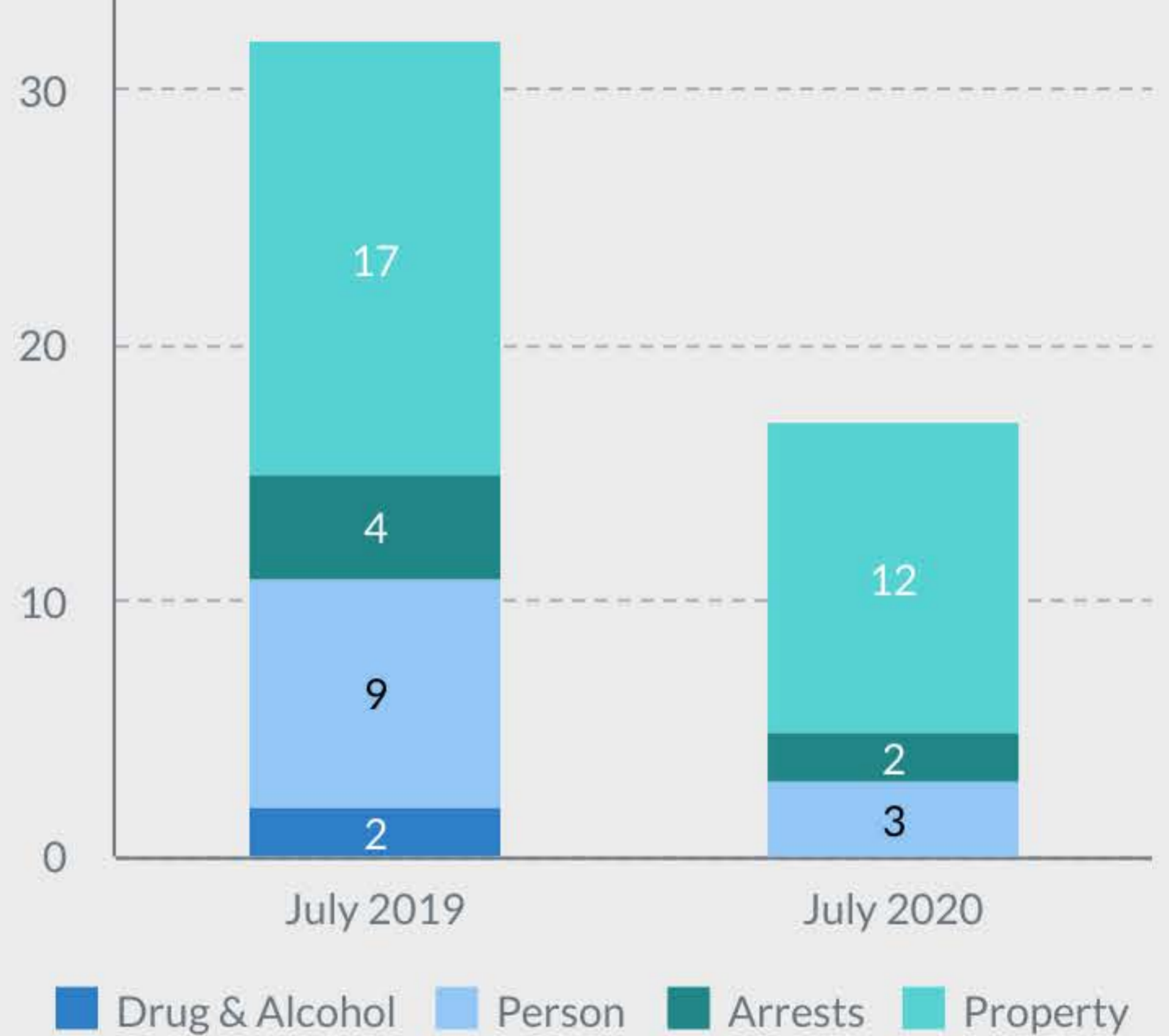


5,031 Patrol Miles



0 Reserve Officer Hours
46 Hours - One Officer On-Duty

Crime Statistics

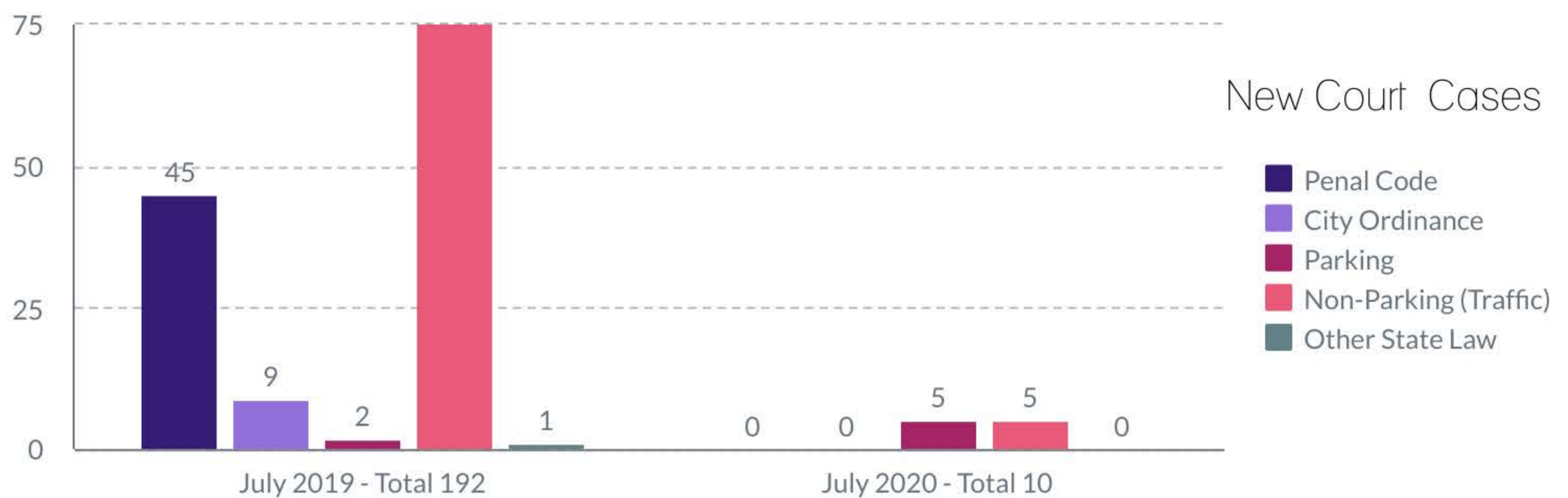


Calls for Service By Apartment



📍 Sapphire - 35
 📍 Bay House - 20
 📍 Victoria Lakes - 8
 📍 Nassau Bay Villa - 5
 📍 Voyager - 4
 📍 Aero - 7
 📍 Colony Oaks - 22

MUNICIPAL COURT



PUBLIC WORKS

- Water Leak Repairs for the Month of July – Three (3) major leaks on the main line and one (1) service line repair.
- Hurricane Hannah – Staff prepared and mobilized equipment to high grounds and prepared facilities in case of potential landfall.
- CIP Pickleball Court at David Braun Park – Separation fence is complete.
- A new concrete base and the old City Hall flagpole was installed at the WWTP entrance.
- A Storm Water Street Project Improvement meeting was held on July 30th.
- CenterPoint light poles (poles only) were installed around the City. The next phase will be electrical line boring.
- Sanitary Sewer Jetting – An estimated 950 linear feet of sanitary sewer was jetted to improve sewer flow.
- Storm Water Catch Basins Cleaned and Cleared of Debris During Rain Events – Three (3) times.
- Street Light Repairs – One (1) repair completed.
- Public Works Director Paul Lopez attended the City of Houston Southeast Transmission Line Meeting.
- Shrubs and bushes were trimmed along Nassau Bay Drive, as well as the crept myrtles along Point Lookout Drive.
- Palm Tree Removal – Two (2) dead palm trees along NASA Parkway were removed.
- Water meters were read for Utility Billing.
- Fire hydrant static testing is in progress.
- Monthly moving of the Peninsula was completed.
- Tree trimming around the City performed in between projects.
- American Flags were installed and proudly displayed along NASA Parkway before the Fourth of July holiday, and subsequently removed after the holidays.

Animal Control

Adoptions



Animal Intakes



Owner Reunites

Animals In Shelter or Foster Care



FIRE DEPARTMENT

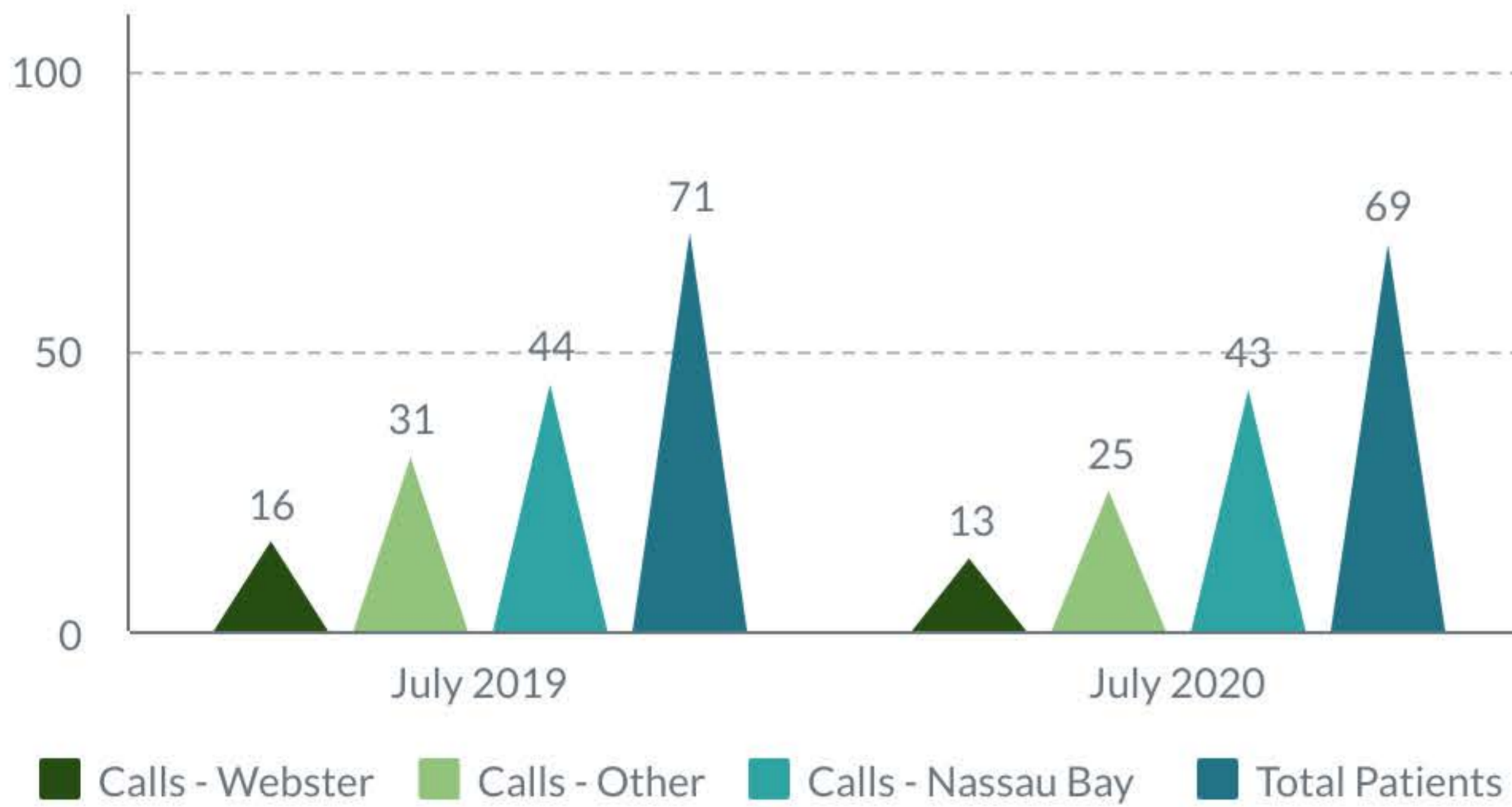
Total Calls: 26



Total Man-Hours: 1,023.53

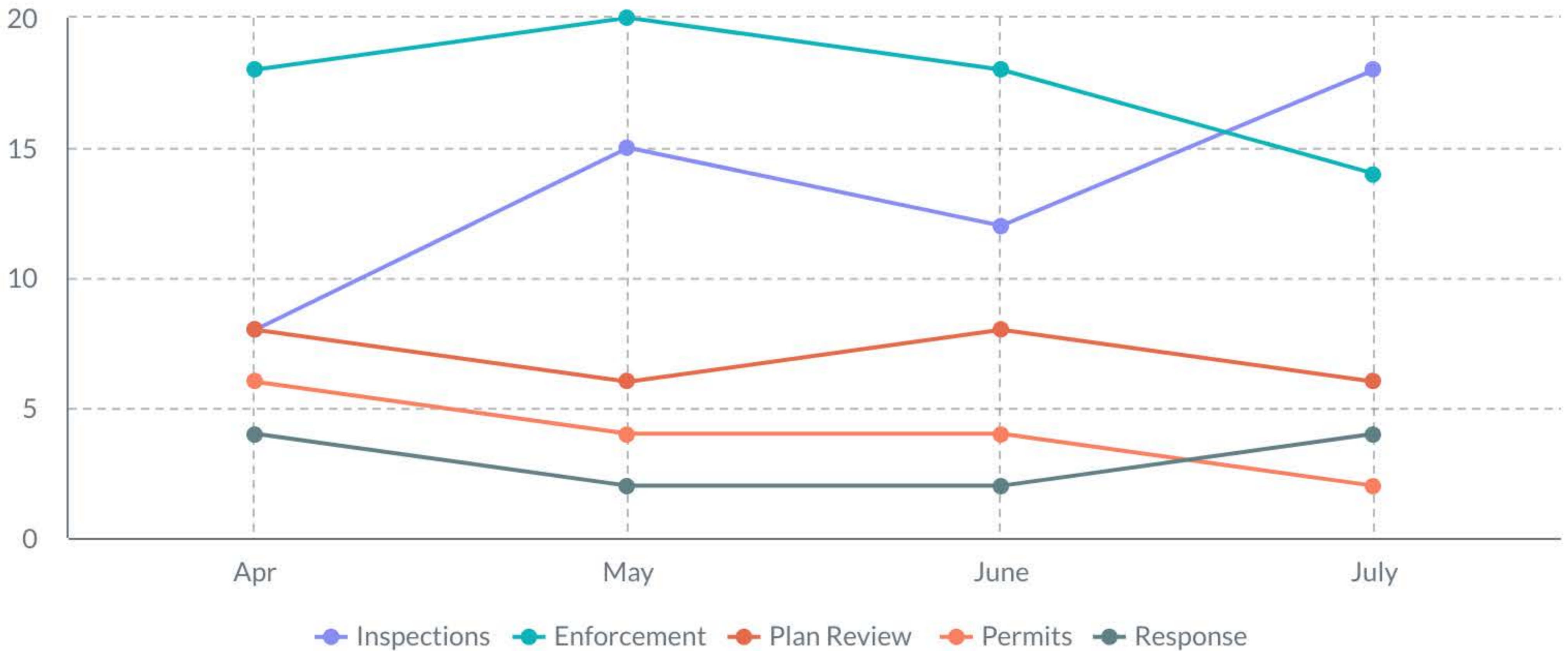


EMS



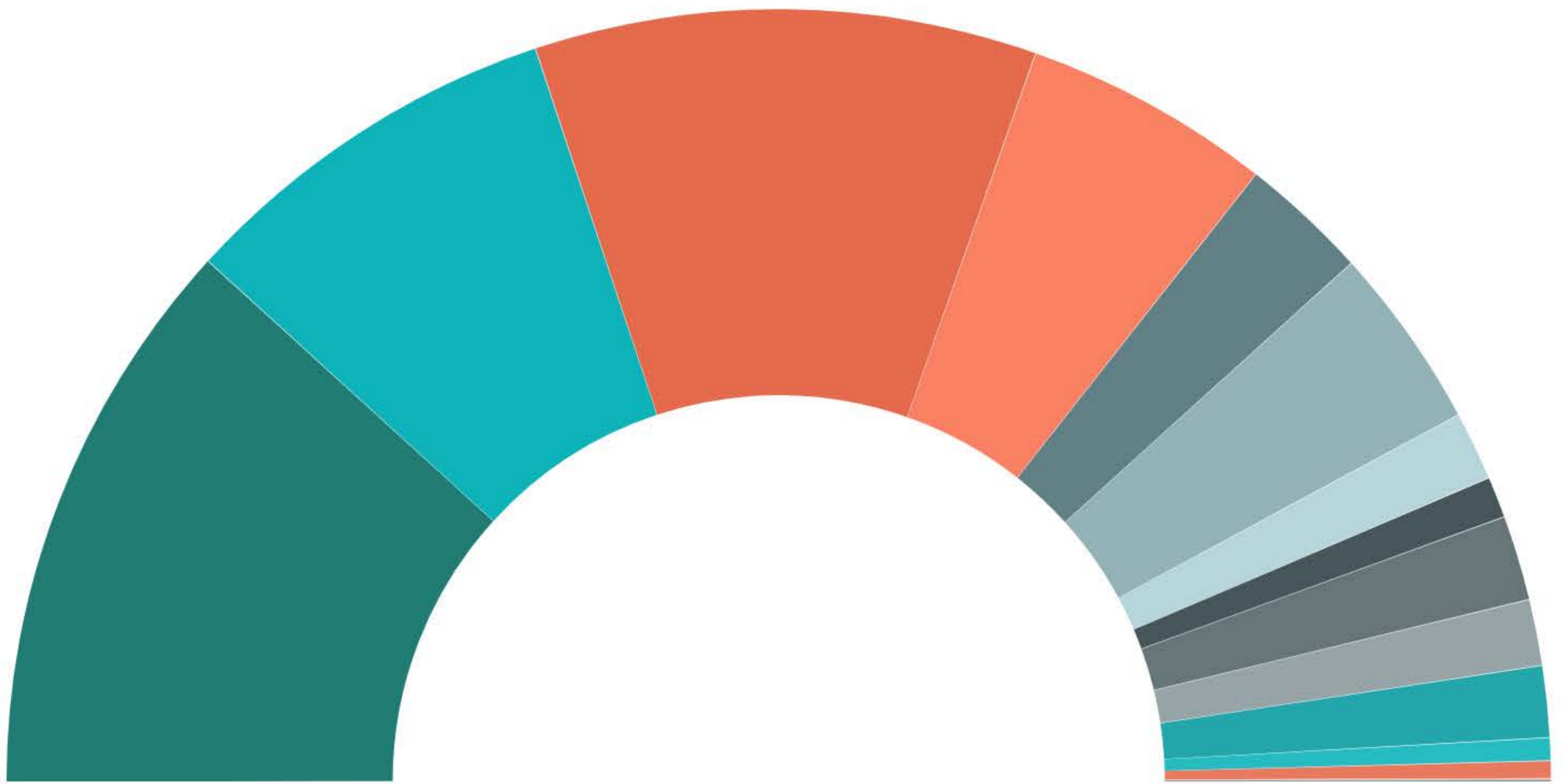
EMS Revenue Collected
 July 2020: \$17,862.00
 FY20 YTD: \$235,747.90

FIRE MARSHAL



ECONOMIC DEVELOPMENT

Sales Tax by Industry



- Accommodation & Food Services (23.55%) Wholesale Trade (16.27%) Retail Trade (20.98%)
- Information (10.42%) Utilities (5.39%) Admin/Support/WasteMgmt/Remediation (7.68%) Manufacturing (2.89%)
- Construction (1.72%) Real Estate & Rental & Leasing (3.56%) Professional, Scientific & Technical (2.76%)
- Other Services (2.99%) Health Care & Social Assistance (0.96%) Management of Companies and Enterprises (0.73%)
- Transportation & Warehousing (0.01%) Public Administration (0.02%) Finance & Insurance (0.05%)
- Educational Services (0.01%) Agriculture (0%) Arts, Entertainment, & Recreation (0%)



Total Sales Tax Revenue for Fiscal Year 2020 YTD = **\$844,221.30**
(Ending July 2020)

Fiscal Year 2020 Sales Tax Receipts are captured from December 2019 to November 2020

FY2019 July YTD = \$924,470.78

CITY SECRETARY

Open Records Requests



Total July 2020: 15
(Police Department = 9)
Calendar Year 2020: 147

City Council Meetings

